



International Organization for Migration (IOM)

The UN Migration Agency

DTM

MIXED MIGRATION FLOWS IN THE MEDITERRANEAN

Compilation of Available
Data and Information
May 2019



Contents

Highlights	4
Overview of Arrivals	6
Overview Maps.....	7
Transit countries – Registered irregular apprehensions.....	9
Policy Developments	11
EU-Turkey Statement	11
Italy.....	11
Reception System in Spain	11
Global Compact on Migration.....	12
Call for Regional Disembarkation	12
Countries of First Arrival.....	13
Italy.....	13
Greece.....	17
Spain.....	19
Malta	22
Cyprus	23
Bulgaria.....	24
Transit Countries*	26
Croatia.....	26
Romania.....	28
Serbia	29
Slovenia	31
The Republic of North Macedonia	33
Turkey	35
Western Balkans in Focus	39
Albania.....	40
Bosnia and Herzegovina	41
Kosovo UNCR 1244**	43
Montenegro	44
Other Countries.....	46
Libya.....	46
Niger	47
Missing Migrants: Fatalities/Missing in the Mediterranean and Aegean.....	48
About this Report.....	49

* The term transit country is used in the context of the ongoing DTM flow monitoring of movements from Middle East and Africa towards Europe. It does not imply any official accepted profiling of the countries concerned.

** This designation is without prejudice to positions on status and is in line with UNSCR 1244/1999 and the ICJ Opinion on the Kosovo declaration of independence.





HIGHLIGHTS

A total of 30,931 migrants and refugees arrived in Europe through different land and sea routes between January and May 2019, 31 per cent less than the same period last year, when some 44,924 sea and land arrivals were reported, 60 per cent less than the 77,188 arrivals registered in 2017 and 85 per cent less than the 212,981 registered between January and May 2016.

Fifty-nine per cent of all arrivals were registered in Cyprus, Bulgaria and Greece, indicating that the Eastern Mediterranean route continues to be the main route taken by the migrants and refugees arriving to Europe between January and May 2019. Another 34 per cent of individuals have arrived in Europe through the Western Mediterranean route leading to Spain, and the remaining 7 per cent were rescued and brought to Italy and Malta. The Eastern Mediterranean Route was also the most active route in the first five months of 2018, making up 46 per cent of registered arrivals. Thirty per cent of migrants and refugees were registered in Italy and Malta while the remaining 25 per cent were registered arriving in Spain.

Between January and May 2019, Hellenic Authorities reported 14,367 new arrivals to **Greece**, making Greece the country with the highest number of arrivals reported so far this year. Arrivals this year are 24 per cent lower than the 19,154 registered in the first five months of 2018 and 79 per cent more than the 8,017 reported in 2017. Twenty-six per cent of all migrants and refugees registered arriving in Greece so far crossed into the country through land routes, and the remaining 74 per cent arrived by sea. Thirty-eight per cent of the registered population that arrived in the country by sea were of Afghan origin. Nationals from the Syrian Arab Republic were the second most registered (14%), followed by those arriving from Palestinian Territories (10%), Iraq (10%) and the Democratic Republic of Congo (4%). In addition to that, DTM flow monitoring data from the Evros region in the North Greece shows that the majority of migrants (52%) who were registered arriving from Turkey to Greece, mainly by land, were of Turkish origin (read more [here](#)).

A total 10,465 migrants and refugees were registered in **Spain** (WMR) between January and May 2019, 2 per cent less than the 10,627 registered in 2018, and 48 per cent more than the 7,049 registered in the same period of 2017. Among the total registered migrants arriving to Spain in the first five months of 2019, 78 per cent (8,056) arrived by sea and the remaining 22 per cent (2,409) arrived by land, mainly to the Spanish enclaves of Ceuta and Melilla in the North of Africa. According to available data from the Spanish Ministry

of Interior, Morocco is the first declared origin country by migrants and refugees who arrived in Spain between January and April 2019 (28% of the total), Guinea Conakry (15%), Mali (14%), Côte d'Ivoire (10%) and the Senegal (9%) (see more [here](#)).

Italian authorities reported the arrivals of 1,561 migrants and refugees between January and May 2019. Arrivals in the first five months of 2019 have decreased 88 per cent compared to the same period of 2018 when 13,430 arrivals were registered and are only a fragment of the 60,228 reported between January and May 2017. Twenty-two per cent of migrants registered this year were of Tunisian origin, followed by those from Pakistan (15%), Algeria (13%), Iraq (11%) and other African and Southern Asian countries. (read more [here](#)). Tunisian nationals also made up the majority of arrivals between January and May 2018 (22% of the total), followed by migrants from Eritrea¹ (18%), Nigeria (7%), Sudan (6%) and Côte d'Ivoire (6%).

A total of 3,180 migrants and refugees have arrived in Cyprus as of May 2019. This is almost three times the 1,196 reported in the same period last year, and three times more than the 960 registered between January and May 2017. According to available data so far (May 2019), the Syrian Arab Republic is the most commonly reported origin country (34% of the total) followed by 49 different nationality groups (read more [here](#)).

Authorities in the Western Balkans, namely Bosnia and Herzegovina, Albania and Montenegro – have observed a significant increase in arrivals in 2019 and have registered a total of 11,461 migrants and refugees as of May. This is 40 per cent more than the 8,242 registered in 2018 in all three countries and nineteen times than the 578 registered between January and May 2017. An increase is also observed in registered entries to Kosovo (UNSCR 1244). In the second half of 2018, 80 per cent of the overall yearly arrivals were reported, which continued into 2019 with the reporting of 372 migrants as of May, four times more than the 88 registered in the same period of 2018 (read more [here](#)). Iraq, Pakistan, Algeria, Syrian Arab Republic, Palestinian Territories and Morocco were the main nationality groups registered in the countries in the region in the first five months of 2019.

¹ The information on nationality breakdown provided in this report is based on the nationality declared by migrants as reported by the Italian Ministry of Interior.



International Organization for Migration (IOM)
The UN Migration Agency

DTM

MIXED MIGRATION FLOWS IN THE MEDITERRANEAN
Compilation of Available Data and Information
May 2019



Miral, Velika Kladuša; Food provision and distribution is provided by the European Union; IOM Bosnia and Herzegovina/January 2019

OVERVIEW OF ARRIVALS

Figure 1 Total arrivals (sea and land) in Bulgaria, Cyprus, Greece, Italy, Malta and Spain, January – May 2016 - 2019

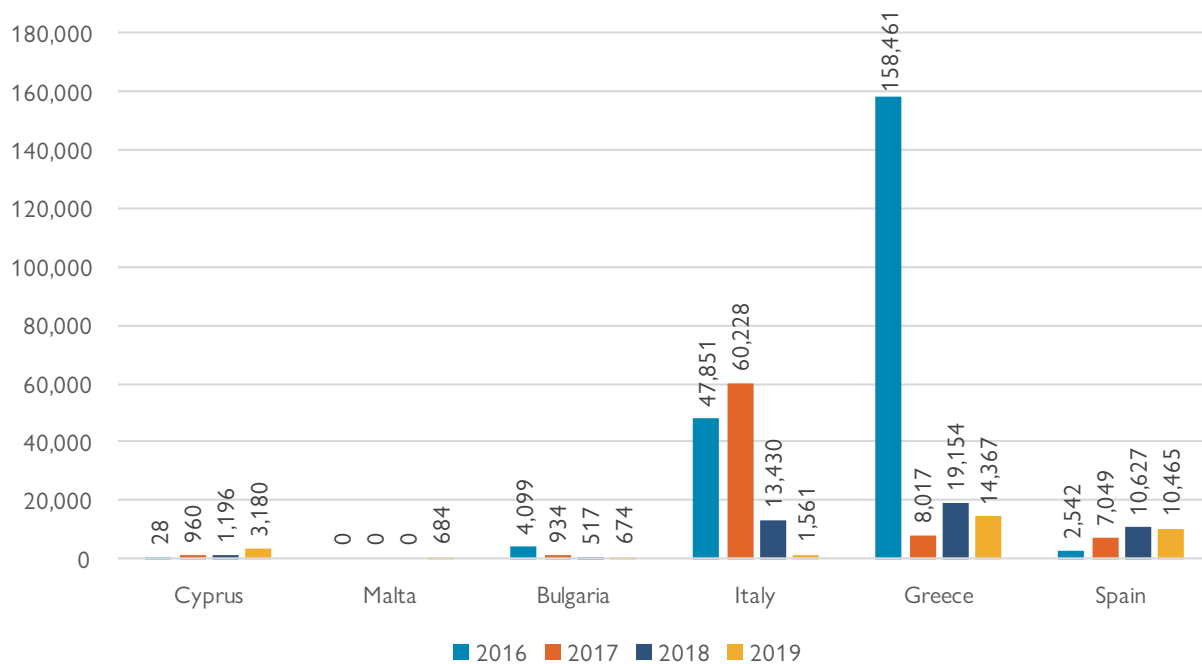
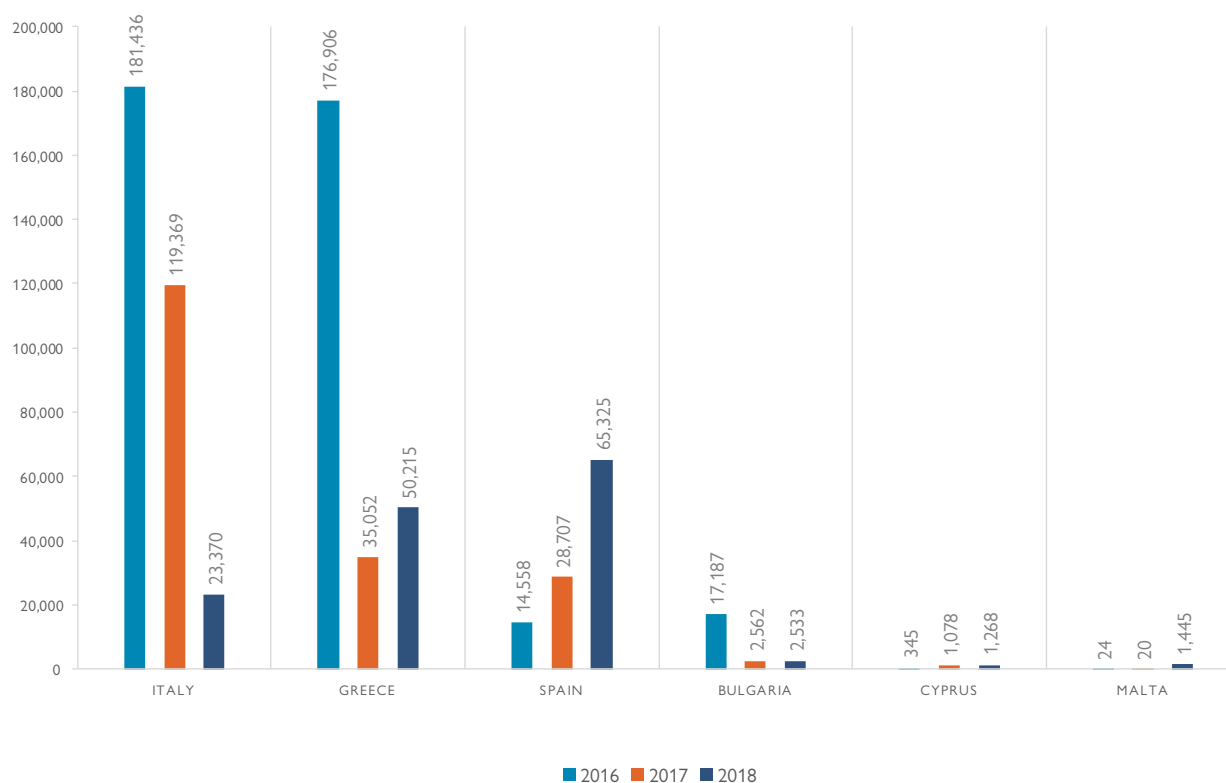
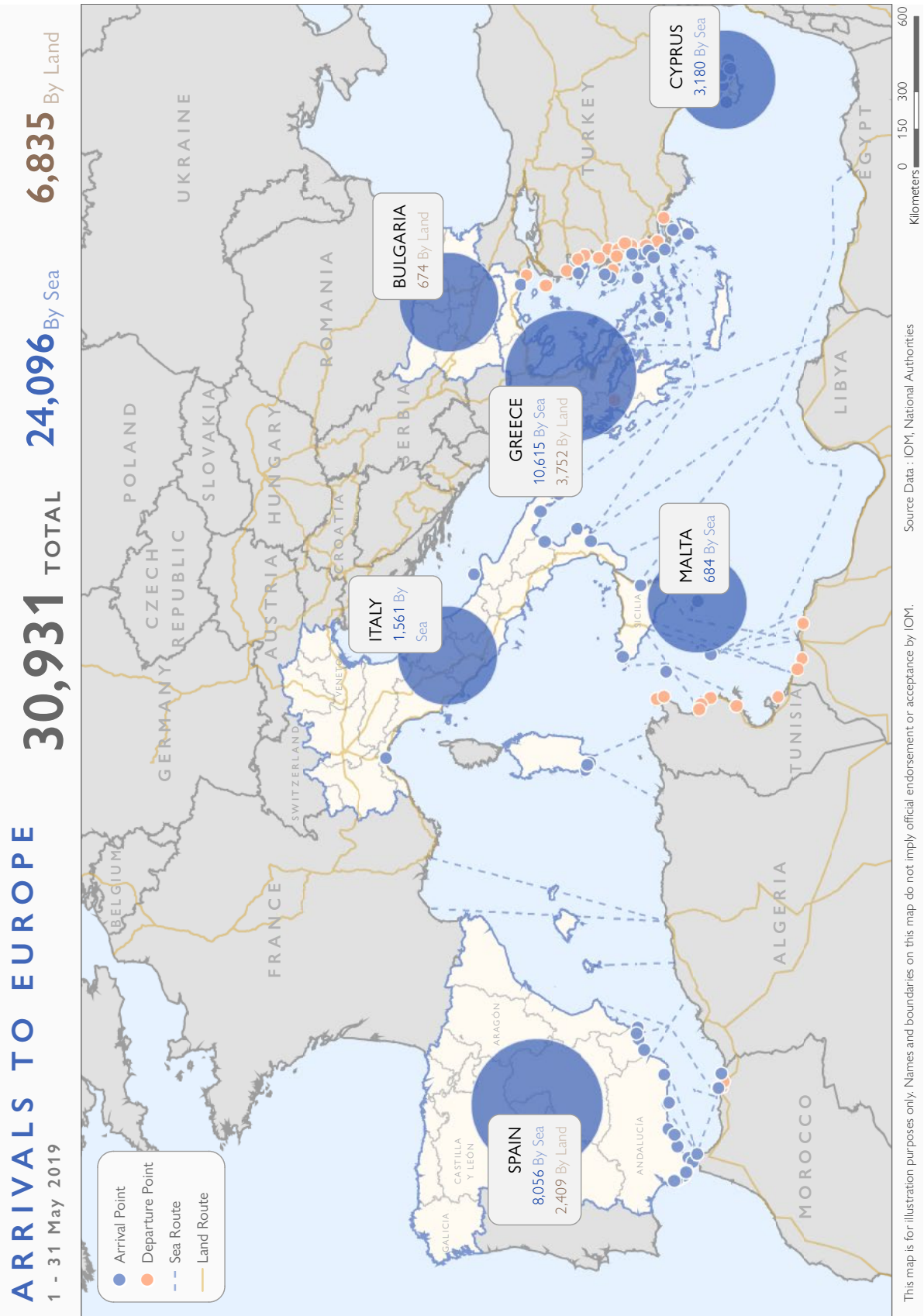


Figure 2 Arrivals between January and December 2016 - 2018

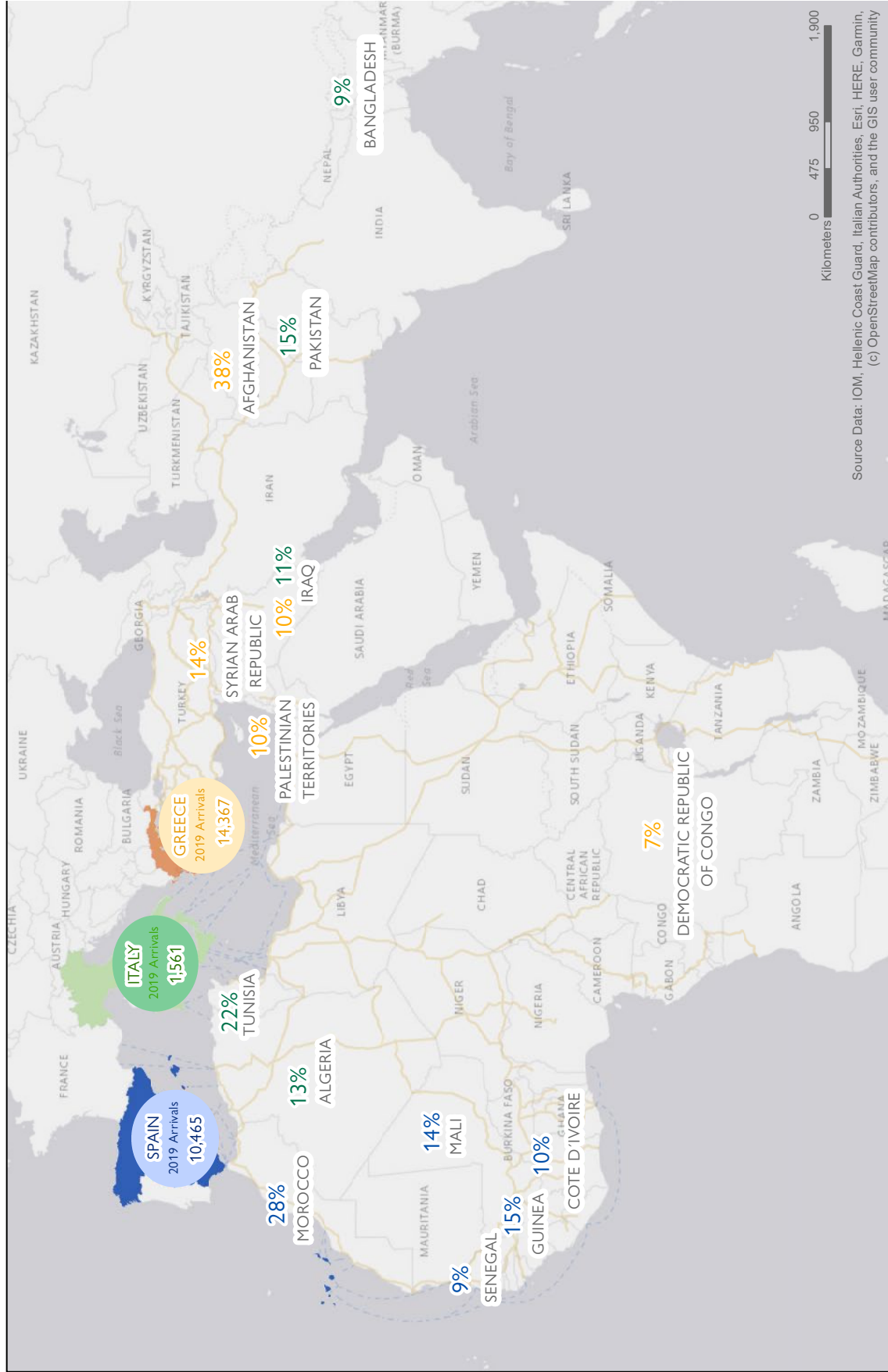


OVERVIEW MAPS



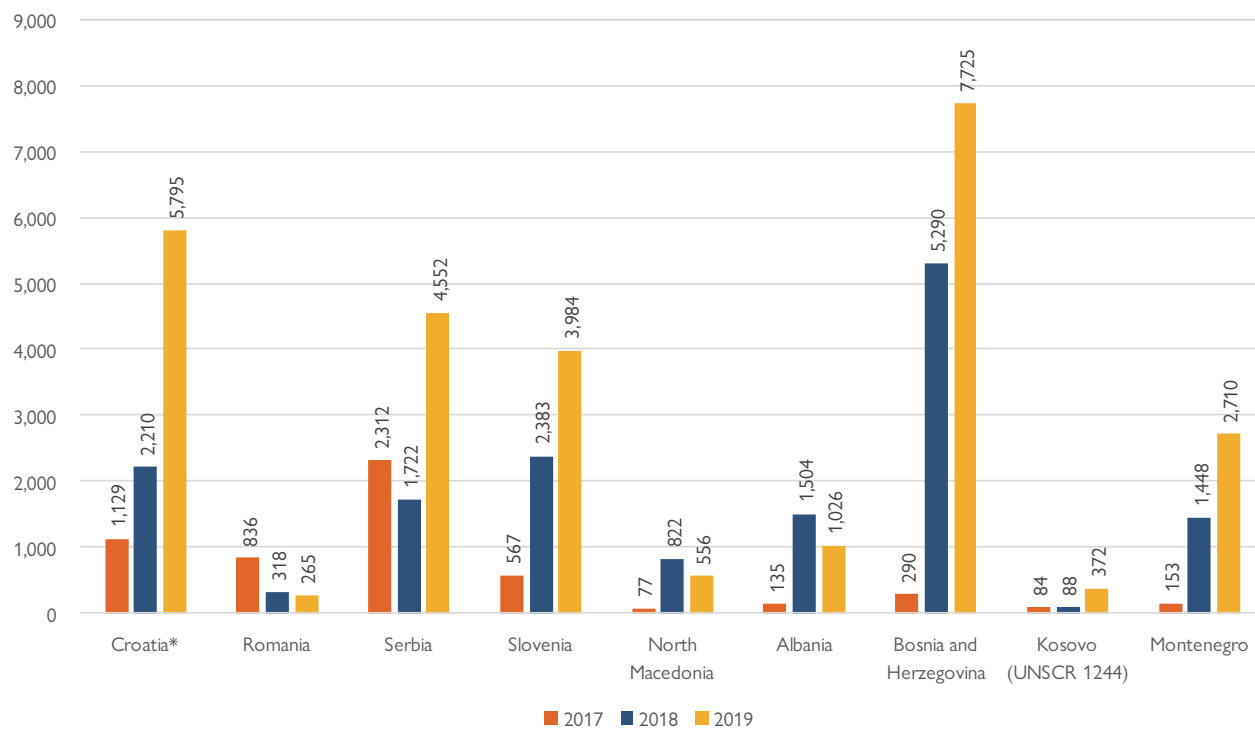
OVERVIEW: COUNTRIES OF ORIGIN - ARRIVALS TO GREECE, ITALY AND SPAIN

From 01 January to 31 May 2019



TRANSIT COUNTRIES – REGISTERED IRREGULAR ARRIVALS/APPREHENSIONS

Figure 3 Number of registered irregular arrivals/apprehensions in transit countries between January and May, comparison 2017 - 2019

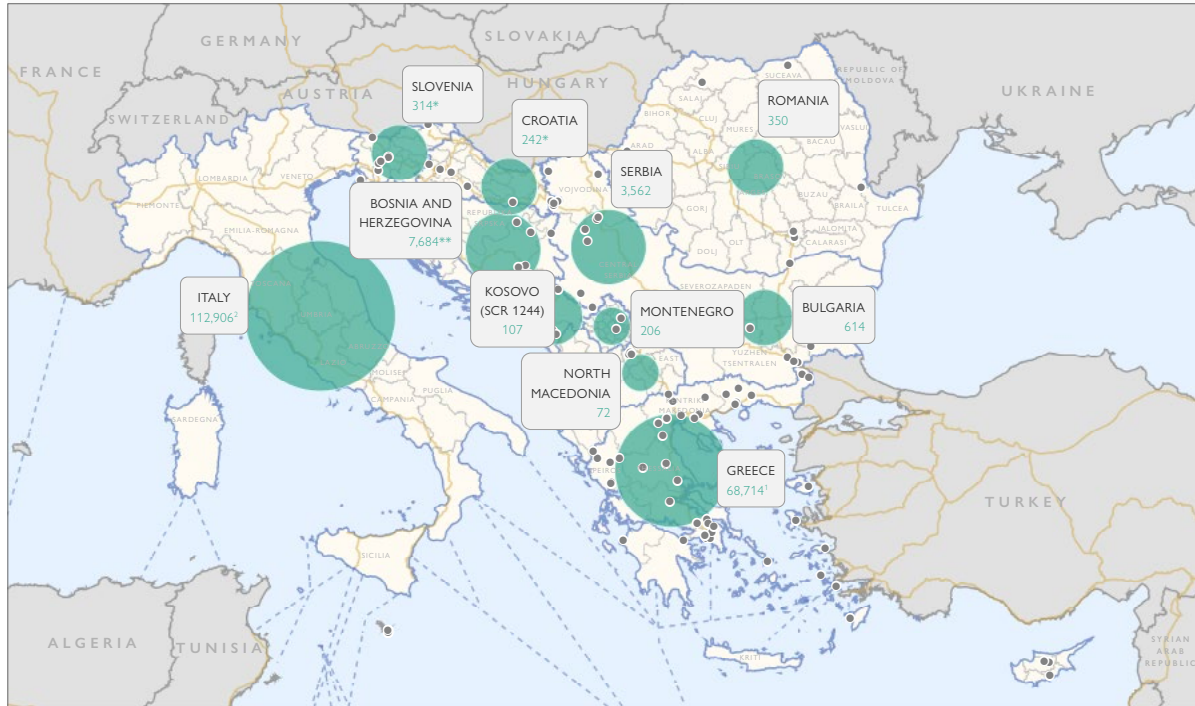


MIGRANT PRESENCE

May 2019

est. **194,998** TOTAL*

● Migrant Presence Location - - - Sea Route — Land Route
* Based on available data on locations where migrants and refugees are accommodated as of end of the month.



* Number of accommodated asylum seekers. ¹ Estimated number based on available data as of end of month for different types of accommodation facilities excluding the number of self-settled migrants. Source Data : IOM, National Authorities
** Number of accommodated asylum seekers and present migrants. The data include number of migrants and refugees in the reception centers and estimations of those self-settled.
³ Does not include migrants in centres for reparation/expulsion. This map is for illustration purposes only. Names and boundaries on this map do not imply official endorsement or acceptance by IOM. Kilometers 0 75 150 300

PRESENCE OF MIGRANTS AND ASYLUM SEEKERS IN THE REGION – CHANGES OVER TIME

Country	May 2017	May 2018	May 2019
Greece	62,193	59,935	68,714 ²
Republic of North Macedonia	39	74	72
Serbia	6,147	2,703	3,562
Croatia*	578	340	242
Slovenia*	256	439	314
Bulgaria	2,056	883	614
Cyprus*	/	361	227
Romania*	/	396	350
Montenegro	/	/	206
Kosovo (UNSCR 1244/1999)	24	49	107
Bosnia and Herzegovina	/	/	7,684
Italy ³	177,505	167,739	112,906

*Number of asylum seekers.

2 Sum of available information, excluding the figure on self-settled migrants and asylum seekers.

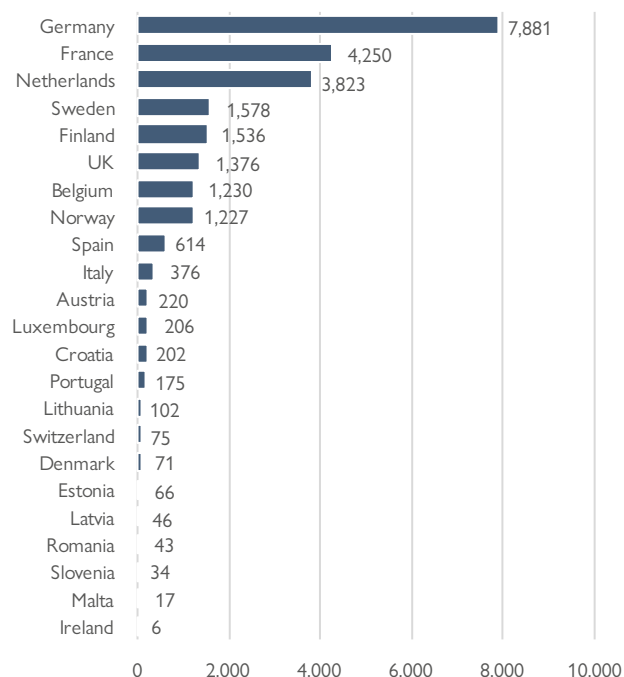
3 Data for 2017 is the final yearly data reflecting migrants' presence as of end of the year.

POLICY DEVELOPMENTS

EU-TURKEY STATEMENT

In response to the arrival of almost one million migrants and refugees from the Middle East and Africa through the Eastern Mediterranean route in the second half of 2015 and the first three months of 2016, on 18 March 2016, the European Union (EU) and Turkey agreed on a plan to end irregular migration flows from Turkey to the EU. The document states that from 20 March 2016 all persons who do not have a right to international protection in Greece will be returned to Turkey, based on the Readmission Agreement from 2002 signed between the countries. The whole document is available [here](#) and for the last report on Relocation and Resettlement please check [here](#). When comparing arrival trends from the first quarter (January – March) of 2016, a significant decrease is observed in entries to Greece. According to available data in the first quarter of 2016, there were 152,617 arrivals to Greece by land and sea, 35 times more than the 4,407 reported in the same period of 2017. A comparison of the first quarter of 2017 and 2018 then reflects an increase by 60 per cent (4,407 in 2016 to 7,343 in 2017). Arrivals continued to increase in 2019 with 8,162 arrivals reported between January and March, 11 per cent more than the same period last year, and the highest number of arrivals to Europe when compared to the Western and Central Mediterranean routes where, as of March, 7,014 and 524 arrivals were registered respectively.

Figure 3 Number of Syrian refugees resettled from Turkey to Europe (EEA) between April 2016 and May 2019



* The figure include the number of Syrian refugees assisted by IOM Turkey through the 1:1 resettlement scheme as well as other bilateral programs. Between April 2016 and May 2019, a total of 25,154 Syrian refugees have departed to European countries. Source: IOM.

ITALY

On 2 February 2017, Italy's Prime Minister signed a memorandum of understanding with Libya's National Reconciliation Government to reduce the number of departures from Libya to Italy. A day after, 3 February 2017, Members of the European Council drafted the Malta Declaration at an informal summit held in Malta. During the summit, 28 EU heads of state discussed the external dimensions of migration, focusing mainly on undertaking actions to: significantly reduce migratory flows, break the business model of smugglers and save lives ([Malta Declaration](#)). In addition to that, the Italian Government and the EU provided trainings to the Libyan Coast Guard to improve their capacity to execute rescue operations. This had a significant impact on the number of arrivals in Italy in 2017, causing a twofold decrease in the number of arrivals between the second and third quarters of the year (59,460 in Q2 versus 21,957 in Q3). It also caused an overall decrease in the number of arrivals in 2018, which can be seen when compared to the number of arrivals in the same period in 2017 (e.g. 119,369 arrivals in 2017 compared to 23,370 in 2018). The decrease continued in the first three months of 2019, when authorities registered only 524 arrivals to Italy – 92 per cent less than the 6,289 registered in the same period of 2018 and 98 per cent less than 24,292 registered between January and March 2017.

RECEPTION SYSTEM IN SPAIN

In response to the increased number of arrivals in Spain during 2018, in the summer months authorities opened two new types of centers. First type are Centers for temporary attention of Migrants (CATE – *Centro de Atención Temporal de Extranjeros*) intended for assistance provision and registration of migrants who arrive on the Coast of Andalusia during the first 72 hours after their rescue. By the end of the year two centers of such kind were opened in [Algeciras \(Cadiz\)](#) and Motril (Granada). The second type are Centers for temporary reception, emergency and referral (CAED – *Centro Temporal de Acogida, Emergencia y Derivación*) managed by the Spanish Red Cross that oversees the provision of health, psychological, social and interpretation services. At the end of December 2018, three such centers were operational in [Chiclana \(Cadiz\)](#), [Merida](#) and [Guadix \(Grenada\)](#) (read more [here](#)).

GLOBAL COMPACT ON MIGRATION

In December 2018, the Intergovernmental Conference to Adopt the [Global Compact for Safe, Orderly and Regular Migration](#) was held in Marrakech, Morocco. The compact comprises 23 objectives and was adopted by world leaders on 10 December with 152 votes in favor, 5 against and 12 abstentions. The first of the 23 objectives is to “collect and utilize accurate and disaggregated data as a basis for evidence-based policies.” See [here](#) for more information.

CALL FOR REGIONAL DISEMBARKATION

In an effort to tackle the record rate of drownings in the Mediterranean Sea witnessed in 2018, IOM and UNHCR appealed to European leaders in October 2018 to confront the negative political discourse regarding migrants and refugees arriving by boat. Over 2,299 have died in their efforts to reach Europe by sea in 2018, and 764 so far in 2019. The [workable regional arrangement](#) initiated by IOM and UNHCR is a comprehensive approach to sea rescues that would increase the predictability and efficiency of disembarkation missions by means of common procedures. Alongside this proposal, both organizations encouraged responsibility-sharing amongst European leaders, and the implementation of the agreements formed in the Valetta Political Declaration and Plan of Action. See [here](#) for more information.



TRC Borići, Bihać; Direct assistance:
IOM Bosnia and Herzegovina/ November 2018

COUNTRIES OF FIRST ARRIVAL

ITALY

Developments during the reporting period

During this reporting period, authorities in Italy registered a total of 782 new arrivals, three times more than the 255 reported in the previous month and representing half of all arrivals registered in 2019. Arrivals in May are 80 per cent less than the 3,963 registered in May 2018 and only a fragment of the 22,993 registered in May 2017. Arrivals in Italy this year are the lowest reported since 2014.

As of May, a total of 1,561 migrants and refugees were reported to have arrived in Italy in 2019. This is an 88 per cent decrease in comparison with the same period of 2018 when 13,430 arrivals were registered

and only a fragment of the 60,228 reported between January and May 2017. Available data indicates that the majority of arrived migrants and refugees in 2019 were adult males (77%), 6 per cent adult female, 3 per cent accompanied children and 13 per cent unaccompanied and separated children.

According to the Italian MOI⁴, Tunisia represents the first declared country of origin for migrants registered arriving in Italy in 2019. A total of 347 migrants and refugees (22% of the total) declared Tunisian nationality, followed by Pakistan (18%), Algeria (15%), Iraq (13%) and other African and Southern Asian countries.

Tunisian nationals also made up the majority of arrivals between January and May 2018 (22% of the total), followed by migrants from Eritrea⁵ (18%), Nigeria (7%), Sudan (6%) and Côte d'Ivoire (6%).

Most migrants and refugees arriving in Italy by sea are reported to have departed from Libya (39%). Other main reported countries of departure are Turkey (27%) and Tunisia (22%), followed by Algeria and Greece. Tunisian nationals departed from Tunisia and Pakistani nationals departed from Greece.⁶

Figure 4 Monthly arrivals in Italy, 2014 – 2019

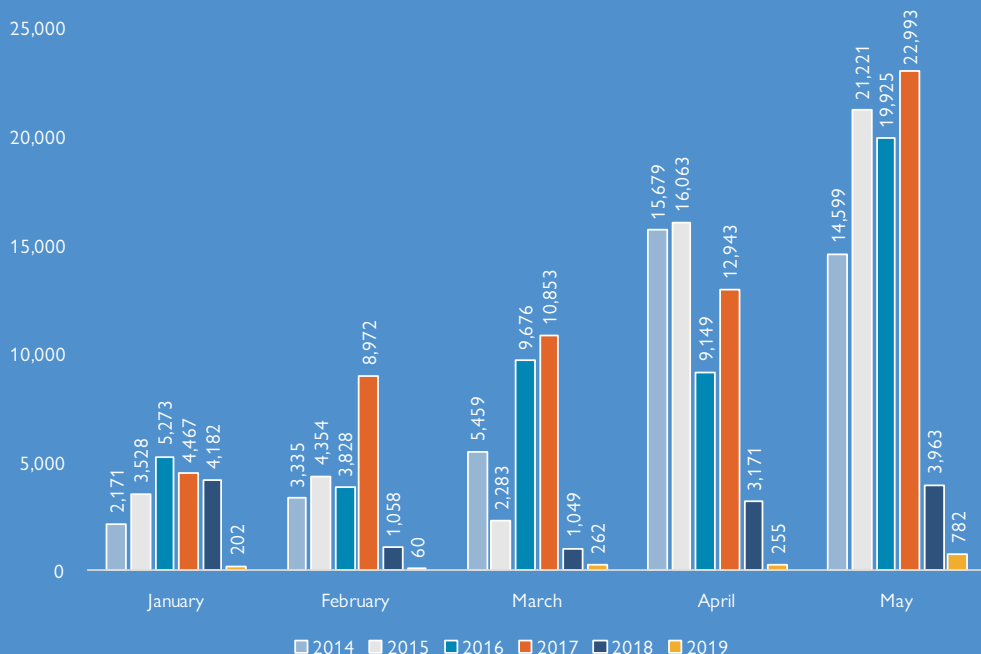
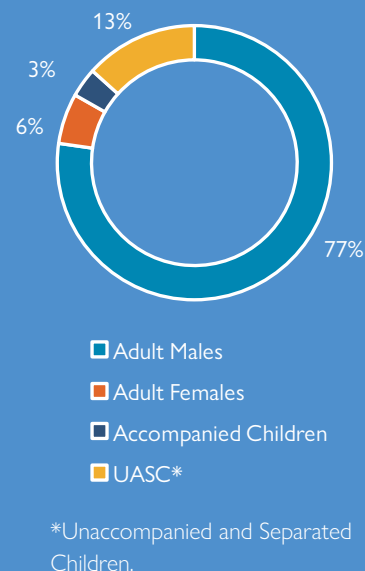


Figure 5 Age/Sex breakdown of registered arrivals in 2019



4 IOM data is adjusted according to the official figures provided by Italian Ministry of Interior twice a week.

5 The information on nationality breakdown provided in this report is based on the nationality declared by migrants as reported by the Italian Ministry of Interior.

6 Calculations based on DTM Flow Monitoring data.

May 3 – A new protocol between the Italian Ministry of the Interior, Ministry of Foreign Affairs, the Sant’Egidio Community and the Conferenza Episcopale Italiana has been signed for a total of 600 asylum seekers to be transferred from Ethiopia, Jordan and Niger through the so called “humanitarian corridors” ([here](#)).

May 14 – After 2 years of investigation, prosecutors in Catania have dropped the accusations of collusion between the NGO ProActiva Open Arms and human traffickers in the Central Mediterranean. The NGO was accused of criminal conspiracy to facilitate irregular migration ([here](#)).

May 21 – The TAR (Tribunal) of Reggio Calabria has overruled the order of exclusion of the municipality of Riace from the SPRAR system given by the Ministry of Interior ([here](#)). The Riace “model” was regarded as a well-known example of solidarity and could be re-admitted into the SPRAR/SIPROIMI reception system.

May 22 – During May, the new surge in migrant arrivals by sea in Italy corresponds to improving weather conditions and more departures from Libya, where conflict is exacerbating. The Italian Ministry of Interior has admitted that Libya cannot be considered a safe country and that the international community should work to bring back

peace ([here](#)), after he has claimed for months that the country was a safe port for disembarkations.

May 30 – The Italy Navy vessel Cigala Fulgosi has carried out a rescue operation in the Central Mediterranean, taking 100 people on board after some stalling between Italy and Malta. The vessel has disembarked the rescued individuals in the port of Genoa, a city in the north of the country, after 2 days of navigation ([here](#)).

Table 1 Arrivals by sea - Nationality and age/sex breakdown of top 10 declared nationality groups, January – May 2019

Declared nationality	Total	%	Adult Males	Adult Females	AC	UASC
Total	1561	100	1206	93	54	208
Tunisia	347	22	270	9	14	54
Pakistan	232	15	190	0	13	29
Algeria	201	13	195	2	0	4
Iraq	165	11	96	26	10	33
Bangladesh	145	9	117	0	0	28
Côte d’Ivoire	66	4	35	27	1	3
Egypt	40	3	37	0	0	3
Sudan	38	2	29	1	6	2
Guinea	36	2	19	0	0	17
Morocco	35	2	33	1	0	1
Others	256	16	185	27	10	34

Known entry points:

Since the beginning of the year, about 72 landing events were reported by Italian authorities. Most recorded disembarkations took place in Sicily and particularly in Lampedusa and Pantelleria. A smaller number of events also was registered in Sardinia (Teulada, Sant’Antioco), Calabria (Crotona) and Apulia (Leuca).

Arrivals from Tunisia, Algeria, Turkey and Greece are normally the result of autonomous landings or of rescue operations conducted very close to Italian shores. Arrivals from Libya are brought to Italy following search and rescue operations in the Central Mediterranean Sea, which are conducted less and less frequently by the Italian Coast Guard, by the Italy and other EU navy and by NGOs’ vessels. The EU Operation Sophia is currently operative only with drones and aircrafts. Most frequently mentioned departure points by those arriving in Italy are Zuwarah (Libya), Patras (Greece), Zarzis (Tunisia) and Annaba (Algeria).

No official estimate on the number of migrants entering Italy by land and air borders is provided by Italian authorities. Nevertheless, according to media report and IOM operations in the North of Italy, there is a continuous flow of migrants and refugees entering Italy by land in Trieste and Gorizia from Slovenia and the so-called Balkan route, most of whom then try to move towards the border with France or Switzerland.

Figure 6 Nationality breakdown of registered arrivals by sea in Italy between January and May 2019

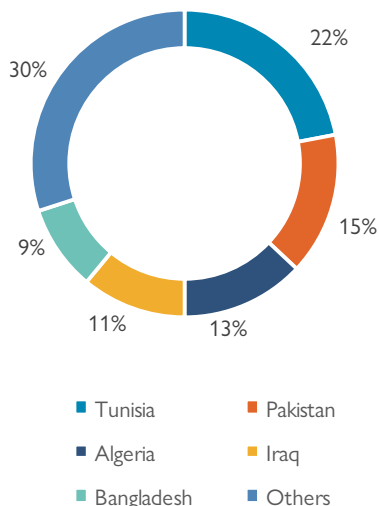
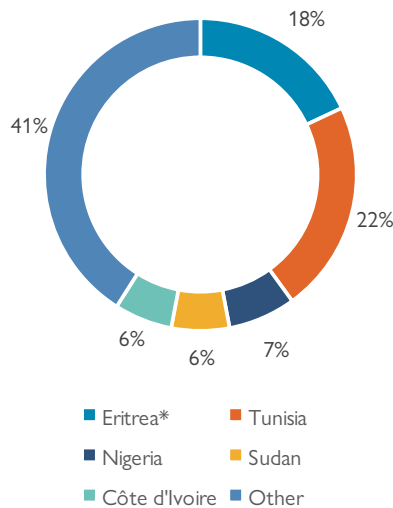
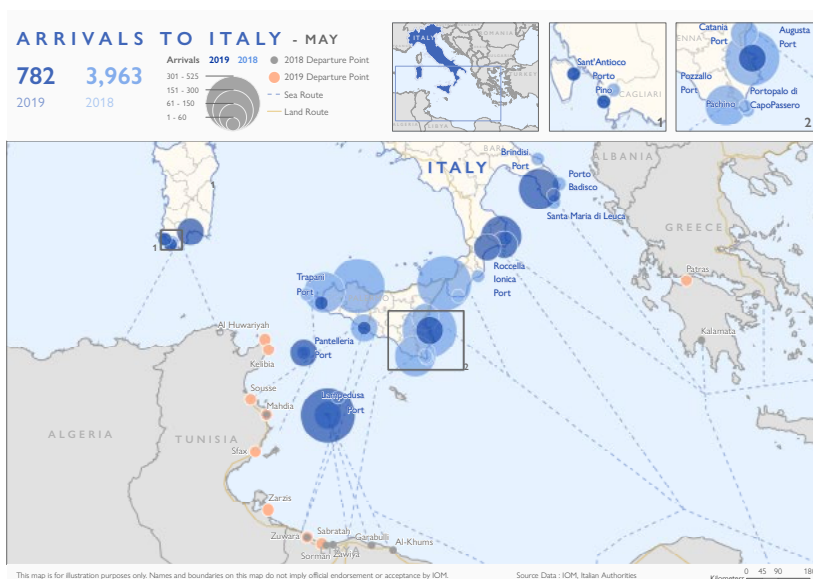


Figure 7 Nationality breakdown of registered arrivals by sea in Italy between January and May 2018



* The information on nationality breakdown provided in this report is based on the nationality declared by migrants as reported by the Italian Ministry of Interior.

Map 1 Main departure points from Libya and landing points in Italy (May 2019)



Known exit points

Some migrants arrived by sea try to move to other European countries and formal and informal transit camps are active at border areas with neighbouring countries (France, Switzerland and Austria).

Ventimiglia remains the main bottleneck for migrants and refugees who are trying to cross the border with France. Also, Bardonecchia (Italy/France), Como (Italy/Switzerland) and, to a lesser extent, Bolzano (Italy/Austria), are other border cities where transiting migrants gather and organize to move northwards. The Italian authorities transfer migrants from Ventimiglia to the hotspot in Taranto on a regular basis, to decrease pressure at the border and reduce secondary movements.

Relocation within Europe

After the closure of the EU relocation mechanism, IOM supports national authorities in the procedures to relocate some of the migrants and refugees arriving by sea to other EU countries with which the Italian authorities have found an agreement. Between August and December 2018, IOM assisted the relocation of 142 migrants and refugees to France, Germany, Portugal and Spain.

In February 2019, IOM has assisted the relocation to France of 6 individuals (2 from Senegal, 2 from Guinea, 1 from Sudan, 1 from Côte d'Ivoire) made possible by an ad-hoc agreement between Italian and French authorities.

So far in 2019, IOM has also assisted the transfer of 25 children to the United Kingdom within the framework of the DUBS project; most of them are from Eritrea⁷ (22) while other three are from Sudan, Iraq and the Gambia. More transfers are scheduled for the month of July.

Resettlement and Humanitarian Corridors

IOM Italy manages a resettlement program financed by the Ministry of Interior, under which 400 beneficiaries have been resettled to Italy in 2018 from Libya, Jordan, Lebanon, Sudan, Turkey. Seventy-seven per cent of them were Syrian nationals.

Since the beginning of 2019, 201 refugees have been assisted by IOM in their resettlement to Italy, 79 per cent of them are Syrian nationals with the rest being from Sudan, Palestinian Territories and Libya. Departures took place from Lebanon, Jordan, Sudan and Libya.

Over the past three years, a consortium of faith-based organizations (Comunità di Sant'Egidio, Federazione delle Chiese Evangeliche in Italia and Tavola Valdese) organizes self-funded humanitarian corridors in agreement with the Italian Ministry of Foreign Affairs and the Italian Ministry of Interior. A total of more than 2,300 migrants and refugees have been admitted in Italy since February 2016, with beneficiaries granted reception and integration services by the promoting organizations.

Humanitarian corridors and evacuations from Libya to Italy assisted by other UN agencies have been also registered during the reporting period.

⁷ The information on nationality breakdown provided in this report is based on the nationality declared by migrants as reported by the Italian Ministry of Interior.

Migrants in reception centers

According to the data provided by the Italian Ministry of Interior, migrants hosted in reception centres of various types throughout the country are 112,906 in May 2019. This is a 33 per cent decrease since May 2018. Five regions – Lombardy, Emilia Romagna, Latium, Piedmont and Campania – host almost half of all migrants in reception (49%).

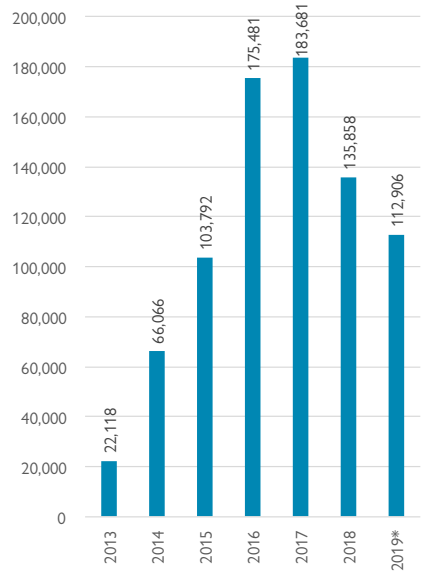
The number of migrants and refugees in reception is decreasing due to the decrease in arrivals and to recent legislative changes which have also affected the criteria to be granted a shelter in the reception system. The number of migrants and refugees in reception is decreasing at a faster pace in the regions of the south than in the rest of the country.

The number of unaccompanied migrant children in dedicated reception facilities is also decreasing. According to the Ministry of Labour and Social Policies, around 8,131 unaccompanied migrant children were in reception at the end of April 2019⁸, which represent a 39 per cent decrease compared to April 2018. Children coming from Albania, Egypt, the Gambia, Côte d'Ivoire, Pakistan represent 49 per cent of all those registered and present in reception.

Map 2 Distribution of migrants in reception centers in Italy by region (May 2019)

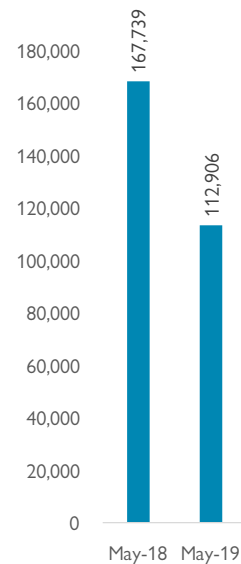


Figure 8 Occupancy in the reception centers, yearly overview 2013 - 2019



*Data as of end of May 2019. Data for previous years represents the final yearly data reported at the end of December. Source: Italia MOI. Note: this data does not include CPR (centres for forced repatriation).

Figure 9 Occupancy in the reception centers in Italy in May, comparison 2018 – 2019.



Source Italian Ministry of Interior. The data does not include CPR, centres for forced repatriation.

8 Last available data.

GREECE

Developments during the reporting period

During this reporting period (1 – 31 May 2019), Hellenic authorities registered 3,153 migrants and refugees who arrived in Greece by sea and land. This is 3 per cent more than the previous month, when 3,052 arrivals were registered, a 33 per cent decrease from the 4,802 reported in May 2018 and 40 per cent more than the 2,246 reported in May 2017.

Between January and May 2019, 14,367 migrants and refugees have been registered, this is 24 per cent less than the 19,154 in 2018 and 79 per cent more than the 8,017 reported in 2017. Twenty-six per cent of all migrants and refugees registered arriving in Greece so far crossed into the country through land routes and the remaining 74 per cent arrived by sea.

Afghanistan is the most commonly reported country of origin as of May 2019, declared by 38 per cent of registered migrants and refugees arriving by sea to Greece. Migrants from the Syrian Arab Republic represent the second largest nationality group registered (14%), followed by those arriving from Palestinian Territories (10%), Iraq (10%) and Democratic Republic of the Congo (4%). The remaining 24 per cent is distributed among 45 different nationality groups. In the same period of 2018, Syrian nationals represented the most commonly reported country of origin (42%), followed by those arriving from Iraq (23%), Afghanistan (11%), Cameroon (3%) and Palestinian Territories (2%). The profile of registered nationalities started changing in the second half of 2018 when an increase in the presence of Afghan nationals was observed that continued until the end of the year leading to Afghanistan being the first registered nationality group among the overall arrivals recorded in 2018. Similar trend continued in the first four months of 2019. In addition to that, DTM flow monitoring data from the Evros region in the North Greece shows that the majority of migrants (52%) who were registered arriving from Turkey to Greece, mainly by land, were of Turkish origin, followed by Afghanistan (21%), the Syrian Arab Republic (6%), Iraq (6%) and Pakistan (5%).

Figure 10 Arrivals between January – May 2016 – 2019

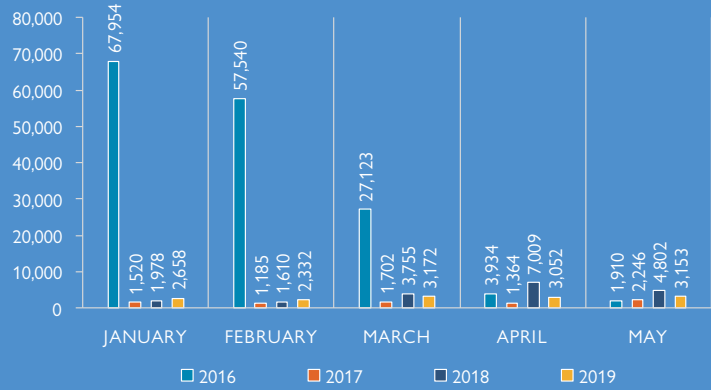


Figure 11 Land and sea arrivals in January – May, comparison 2017 - 2019

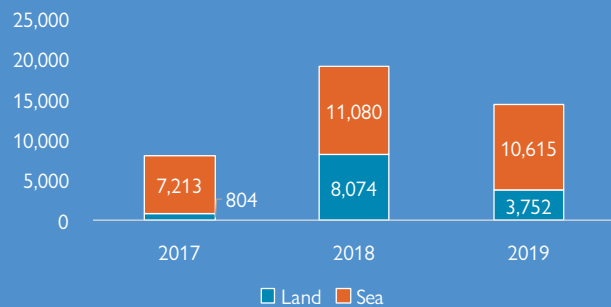


Figure 12 Nationality breakdown of registered arrivals by sea in Greece between January and May 2019

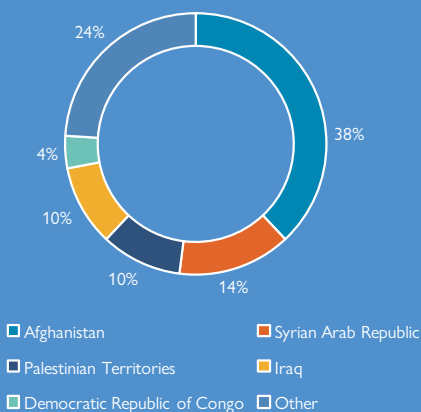


Figure 13 Nationality breakdown of registered arrivals by sea in Greece between January and May 2018

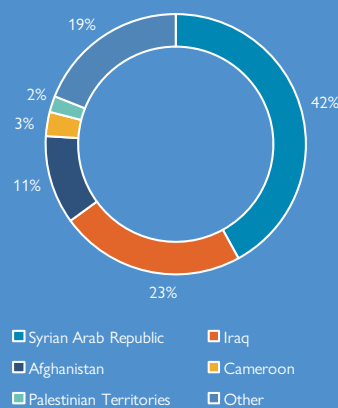
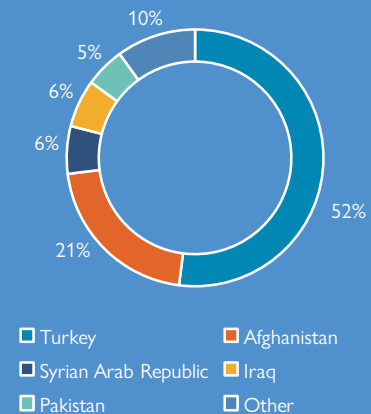


Figure 14 Nationality breakdown of tracked land arrivals. Source: DTM Flow Monitoring, January – May 2019



Known entry points

According to the available data for May 2019, Lesbos, Samos and Chios (in descending order) are the main entry points for migrants who arrived in Greece by sea, similar to the previous reporting period (1-30 April) with a difference of Kos which received more new arrivals than Chios when compared to May 2019. Available data indicates the majority of those who arrived in the country by land in 2019 came from the Edirne province in Turkey to the Evros region in Greece.

Map 3 Main entry points to Greece, May– 2018 and 2019



Migrant presence

According to the latest available data from IOM Athens and national authorities there were an estimated 68,714⁹ migrants and refugees in different accommodation facilities on the Greek mainland and islands at the end of May 2019. A slight increase compared to the 67,409 reported in the previous reporting period (April 2019) and a 15 per cent increase compared to 59,935 registered at the end of May 2018. An estimated 24 per cent of people registered as residing in official reception facilities in Greece at the end of May 2019 were registered in the facilities on the islands, while the remaining 76 per cent were registered in different types of accommodation facilities and shelters on the mainland.

Type of facilities	Number of accommodated migrants and refugees
Islands	16,312
Open Accommodation Facilities on the mainland	18,708
UNHCR Accommodation Scheme on the mainland	22,313
EKKA shelters for Unaccompanied Children (UAC)	2,788
Reception and Identification Centres on the mainland	218
Detention Centres on the mainland	1,962
IOM Accommodation scheme for vulnerable migrants	6,413
Total	68,714

⁹ Note that this figure does not include the number of self-settled migrants in Greece. It is estimated that some 20,000 individuals reside in privately arranged accommodation.

SPAIN

Developments during the reporting period

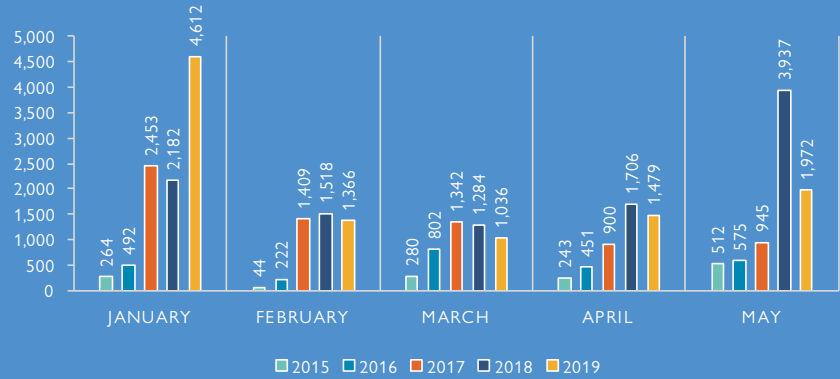
In May 2019, a total of 1,972 migrants and refugees arrived in Spain by sea and land. Arrivals during this reporting period are 33 per cent more than the previous month when 1,479 were registered and 90 per cent more than the 1,036 registered in March this year. Arrivals in January (4,612) remain the highest reported in 2019. Further on, arrivals in May are 50 per cent less than the same period of 2018 when 3,937 were reported by the Spanish authorities and two times more than the 945 registered in May 2017.

The total number of arrivals between January and May 2019 reflect a 2 per cent decrease when compared to 2018 when 10,627 migrants and refugees were registered and a 48 per cent increase compared to the 7,049 registered between January and May 2017. An estimated 78 per cent (8,156) of migrants and refugees who arrived in Spain in 2019 used sea routes and the remaining 22 per cent arrived by land to the Spanish enclaves of Ceuta and Melilla (2,409). Available data as of May indicates that seventy-nine per cent of overall migrant and refugee entries to Spain in the first five months of the year have used the sea route by crossing the Strait of Gibraltar, the Alboran Sea and the Western African Route to the Canary Islands.

Demographic profile

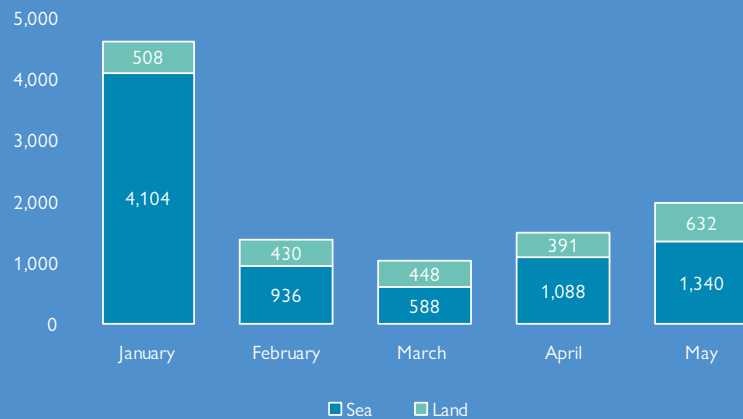
According to information provided by the Spanish Ministry of Interior, Moroccan nationals comprised a quarter of all arrivals (28%) between January and May 2019, followed by migrants and refugees from Guinea Conakry (16%), Mali (15%),

Figure 15 Sea and land arrivals between January and May, comparison 2015 - 2019¹⁰



¹⁰ Monthly breakdown for 2015 and 2016 does not include land arrivals which became available only at the end of the year and were added to the yearly totals instead.

Figure 16 Proportion of land and sea arrivals registered in January and May 2019



Côte d'Ivoire (10%) and Senegal (9%). In the same period of 2018, the most popular countries of origin reported were Guinea Conakry (25%), Morocco (20%), Mali (20%), Côte d'Ivoire (11%) and The Gambia (10%).

According to DTM flow monitoring data, estimated 80 per cent of sea arrivals were adult males, 13 per cent were adult females and 7 per cent were children.

¹¹Figure 17 Nationality breakdown of arrivals to Spain between January and May 2019

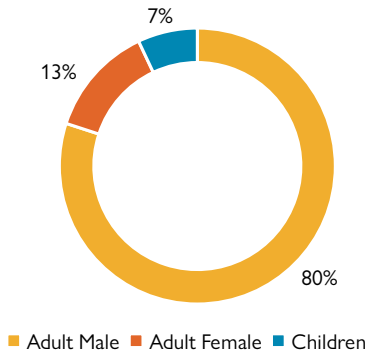


Figure 18 Nationality breakdown of registered sea arrivals to Spain between January and May 2018

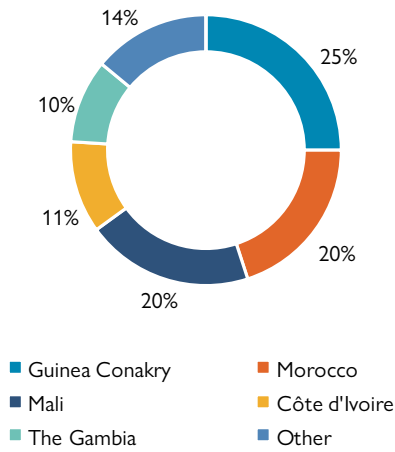
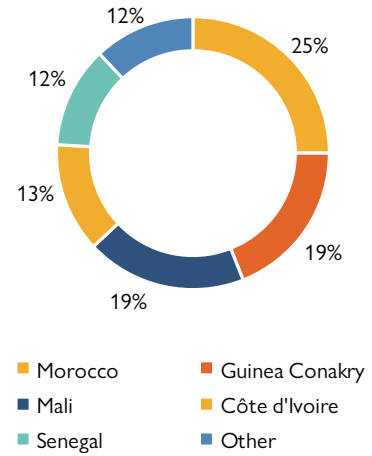


Figure 19 Age/Sex breakdown of sea arrivals between January and May 2019, estimates based on DTM flow monitoring data¹²



11 Last available data.

¹² Calculation is based on available information for a total of 5,476 sea arrivals (67% of the total of 8,150 sea arrivals registered in Spain between January and May 2019).

Main entry points

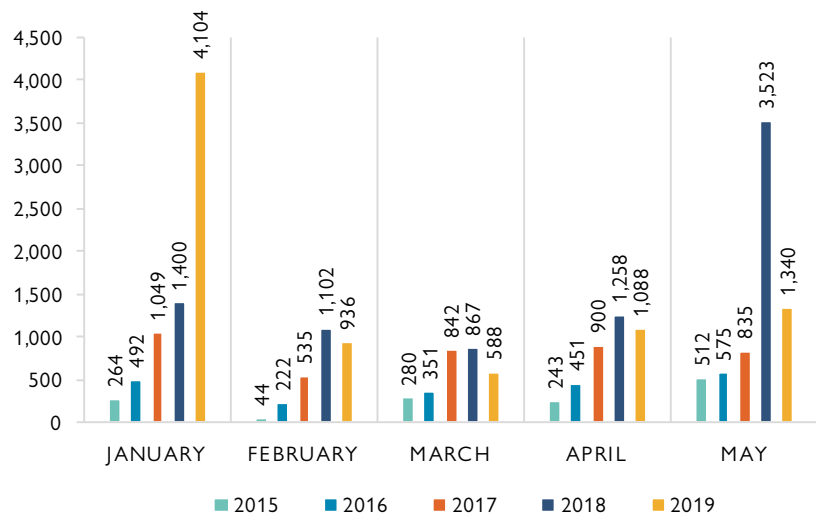
Estimated 68 per cent of arrivals recorded in May 2019 were via sea. The most common way to cross the sea and reach the Spanish shores is by using small inflatable boats; commonly known in Spanish as *pateras*. According to updates as of May 2019, the Spanish rescue teams intercepted a total of 42 small boats, while the total number of disembarkations since the beginning of the present year equals 216. Based on IOM estimates and official sources, the largest part of the search and rescue operations took place in the area of the Strait of Gibraltar and the Alboran Sea. Accordingly, 31 per cent of the disembarkations took place on the port of Motril, 27 per cent at the Port of Algeciras, 8 per cent at different locations of the Canary Islands and the rest (34%) took place at the ports of Cadiz, Malaga, Cartagena, Almeria and Ceuta and Melilla.

Sea arrivals

During this reporting period, a total of 1,340 migrants and refugees arrived in Spain by sea, including both, the Western Mediterranean and the Western African Route. This is 62 per cent less than the 3,523 recorded in May 2018, and 60 per cent more than the 835 recorded in May 2017. The number of sea arrivals in May increased by 23 per cent compared to the previous month and the total number of migrants and refugees who arrived by sea

to Spain in 2019 is still the highest reported in the five months of the year since 2015. The 8,056 sea arrivals in 2019 so far are almost equal to the 8,150 reported in the same period 2018. With regards to the arrivals to the Canary Islands, also known as the Western African Route, the arrivals are showing a steady increase from est. 121 registered between January and May 2018 to est. 397 registered in the same period this year.

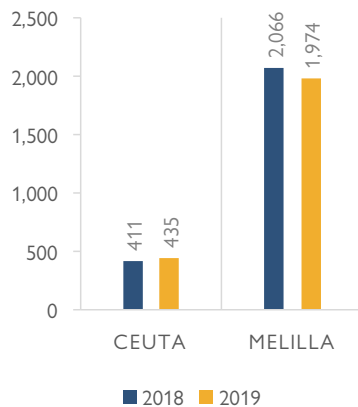
Figure 20 Sea arrivals to Spain, comparison 2015 – 2019



Land arrivals to Ceuta and Melilla

In May 2019, a total of 632 individuals were recorded entering through the two Spanish autonomous regions located in Northern Africa. Of the total, 151 border crossings were registered in Ceuta (24%) and the remaining 481 (76%) in Melilla. Land arrivals this month, are 63 per cent higher than the previous reporting period (April 2019) when 391 arrivals were recorded, and April 2018, when 448 arrivals were recorded and 54 per cent higher than the same period last year when 414 arrivals were recorded. Overall, the total number of land arrivals this year (2,409) marks a slight decrease when compared to the same period last year (2,477 land arrivals between January and May 2018).

Figure 21 Land arrivals to Ceuta and Melilla, January and May 2018 - 2019¹³



¹³ Source: DTM Flow Monitoring Registry.

Resettlement

IOM Spain manages a resettlement program, financed by the Spanish ministry of Labour, Migration and Social Security. The first resettlement program under the Asylum, Migration and Integration Fund (AMIF) of the European Commission, initiated in April 2016 and concluded in June 2018. The second Program started in October 2018 and it is planned to conclude in June 2019. Within this period Spain has committed to resettle a total of 1,000 Syrian refugees, temporarily residing in Turkey and Jordan. In October and November 2018, the Spanish Government – with the support of IOM – conducted two selection missions. The first one was held in Amman, Jordan and the second one in Ankara, Turkey. From the beginning of the two programs until the end of April 2019, a total of 2,001 Syrian refugees have been resettled to Spain.

Map 4 Main arrival points to Spain in May, comparison 2018 - 2019

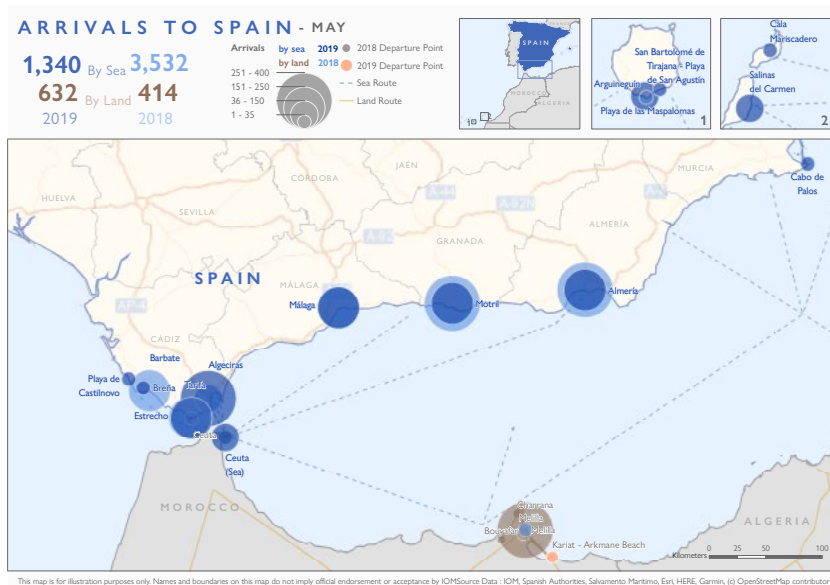
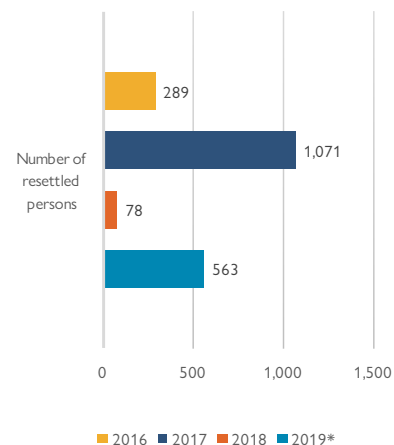


Figure 22 Resettlements to Spain - 2016 - 2019



MALTA

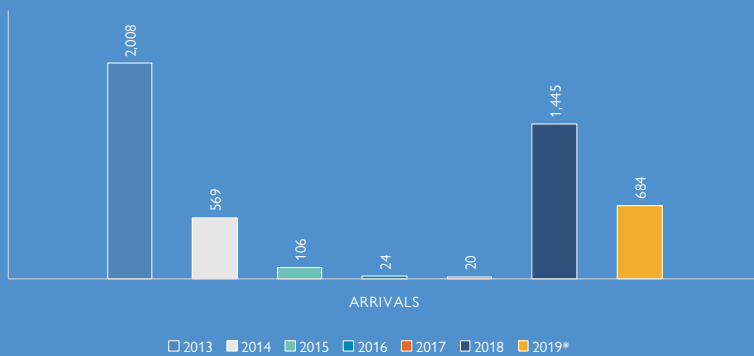
Developments during the reporting period

During the reporting period (1 – 31 May 2019), 376 migrants disembarked in Malta. The disembarkations were the result of 3 rescue operations, including the one of 29 May when 75 migrants were found stranded on a tuna pen (see [here](#)). Arrivals in May 2019 were almost six times higher than the 64 reported the previous month (1 – 30 April 2019) and represent an absolute increase compared to May last year when no disembarkations were reported.

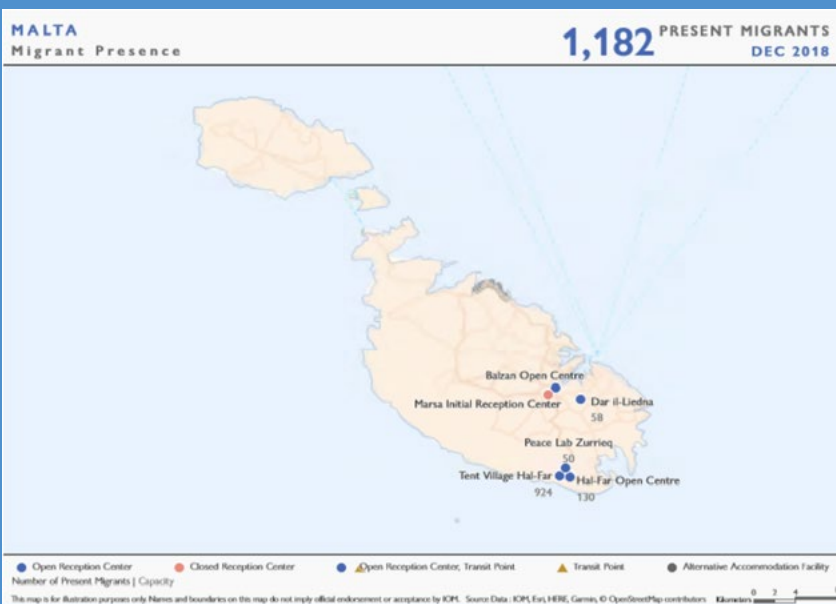
As per IOM estimates, a total of 684 migrants disembarked in Malta between January and May 2019.

According to available data for 2018, the first arrivals in 2018 were reported in June, with a group of 235 migrants disembarked in Malta from MV Lifeline. The total number of arrivals in Malta in 2018 reached 1,445 by the end of the year.¹⁴ Furthermore, arrivals in Malta in 2019 so far have already exceeded the yearly totals registered in 2014, 2015, 2016 and 2017 (569, 106, 24 and 20 respectively).

Figure 24 Arrivals in Malta, 2013 – 2019*. Source: The Government of Malta - The National Statistics Office and IOM.



Map 5 Accommodation facilities with information on occupancy and capacity, and overall occupancy in Malta, December 2018*¹⁵

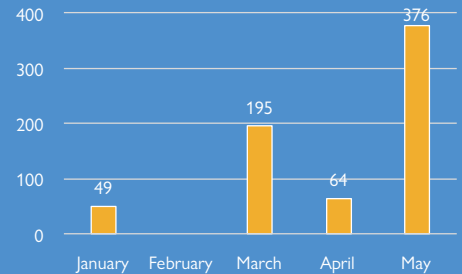


* Monthly breakdown for previous years was not available.

14 As per IOM estimates.

15 Last available data.

Figure 23 Arrivals in Malta, January – May 2019¹⁶



Migrant Presence

According to a report published by the Asylum Information Database (AIDA)¹⁷, there are six open reception centres active in Malta as part of the reception system supervised by the Agency for the Welfare of Asylum Seekers (AWAS). In October 2015, following a termination of a contract with an NGO that had been previously running the Marsa Open Centre, one of the largest reception centres, the daily management of the centre reverted to AWAS. This facility now includes the Initial Reception Centre (IRC) which was set up in 2015 in order to process medical clearances, age and vulnerability assessments and registration and where newly arrived migrants are accommodated. Since the policy change in June 2018, the IRC functions as a closed centre before residents are either transferred to an open center or relocated.

The total capacity of the open reception centres is approximately 1,500 places and a total of some 1,182 migrants and asylum seekers were accommodated in open reception facilities at the end of December 2018¹⁸ – a 30 per cent increase compared to 913 reported at the end of 2017. Two out of the six open reception facilities are run by NGOs under the overall administrative management of AWAS. The NGO Malta Emigrants Commission provides a certain number of private housing units (with a capacity of 310), mainly to identified vulnerable persons, which are considered as one Centre for the purposes of the AIDA report.

16 Source: Government of Malta (official press releases) and IOM

17 More info [here](#)

18 Last available data.

CYPRUS

Developments during the reporting period

Between 1 – 31 May 2019, 759 arrivals were recorded in Cyprus, almost equal to the 760 registered in the previous reporting period (1- 30 April 2019).

A total of 3,180 migrants and refugees have arrived in Cyprus since the beginning of 2019. This amounts to a 166% increase if compared to the same period in 2018 when 1,196¹⁹ arrivals were reported and a 232% increase if compared to the same period in 2017, when recorded arrivals were 960.

Figure 25 Arrivals between January and May, comparison 2017 - 2019

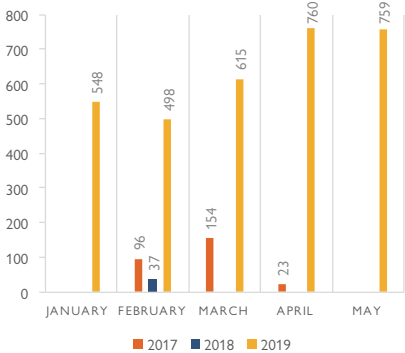
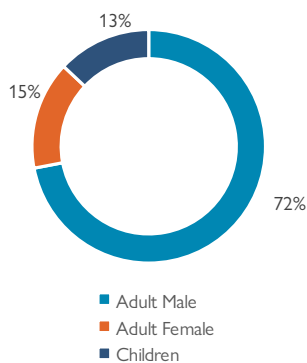


Figure 26 Gender/Sex breakdown of arrivals to Cyprus Between January and May 2019



Migrant presence

At the end of May 2019, 227 migrants and asylum seekers were accommodated in the Kofinou Reception Facility in Cyprus, slightly more than the 223 reported at the end of the previous reporting period (30 April 2019) and 37 per cent less than the 361 reported at the end of May 2018.

19 At the end of this reporting period IOM has received an updated official data on registered arrivals in Cyprus for the period between January and May 2017, 2018 and 2019. Pending the complete monthly breakdown for the previous periods, there might be some adjustments between the figures reported in this report and in previous statistical reports and migration.iom.int web-portal.

The available socio-demographic breakdown of arrivals to Cyprus shows more diverse nationalities are entering the country. In Cyprus, Syrian nationals comprised a 34% of irregular migrant and refugee arrivals in this period. The remaining 66% are distributed among 49 difference nationality groups. Cameroon represented the second largest nationality group, followed by Bangladesh (11%), Pakistan (10%) and Georgia (6%). In the same period of 2018 Syrian nationals represented 38%, Cameroon represented the second largest group with 11%,

followed by Pakistan (10%), Iraq (9%), Bangladesh (6%) and Iran (4%).

There has been an increasing trend of arrivals of adult males who comprise 72% of arrivals in the period between January and May 2019. Adult females represent 15% and 13% were children. In the same period of 2018, 67% of individuals were adult males, 17% adult females and 16% were children. In 2017 adult males were 57%, adult women 19% while children were 24%.

Map 6 Comparison of apprehension areas in 2018 (cumulative data) and May 2019*

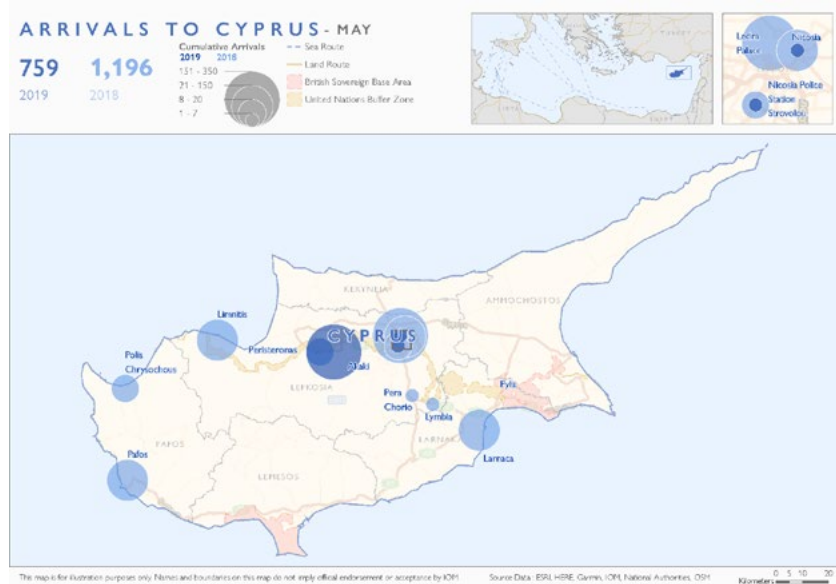
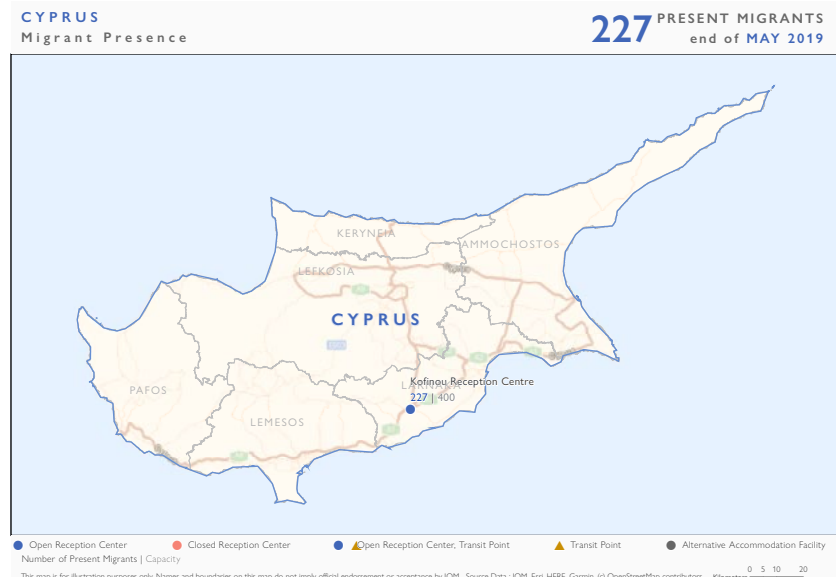


Figure 27 Accommodation facility with information on occupancy, May 2019



* Available data covers only January to May in the years 2017-2019.

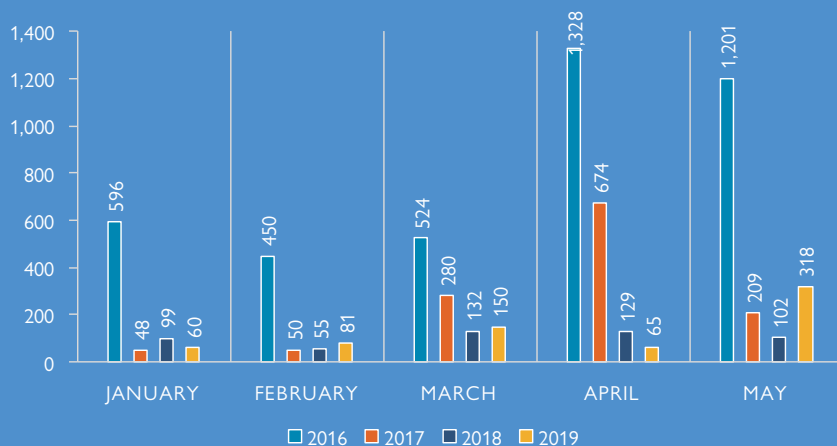
BULGARIA

Developments during the reporting period

In May 2019, Bulgarian authorities apprehended 318 irregular migrants, five times more than the 65 reported previous month, twice the 102 reported in May 2018 and 52 per cent more than the 209 registered in May 2017. The increase is mainly related to five-fold increase in the number of migrants apprehended inside the country (41 in April and 204 in May). Sixty-four per cent of apprehensions in May were done inside the country, 24 per cent on exit and 12 per cent on entry from Turkey. In addition to that 16 individuals were registered on entry from Greece²⁰.

Between January and May 2019, authorities registered a total of 674 irregular migrants. Registered apprehensions this year are 30 per cent higher than the 517 registered in the same period in 2018 and 30 per cent lower than the 934 registered at the end of May 2017.

Figure 28 Number of irregular migrants apprehended in Bulgaria Between January and May, comparison 2016 – 2019



According to available data from the Bulgarian Ministry of Interior, 29 per cent of migrants and refugees registered on entry from Turkey were Afghan nationals, followed by those from Iraq (24%), Syrian Arab Republic (9%), Turkey (9%) and the Islamic Republic of Iran (8%). Available data for the same period last year indicates an increase in the presence of Afghan nationals (11% in 2018 and 29% in 2019) and a significant decrease of 31 percentage points in the presence of migrants and refugees from Syrian Arab Republic.

Figure 29 Nationality breakdown of migrants registered between January and May 2019

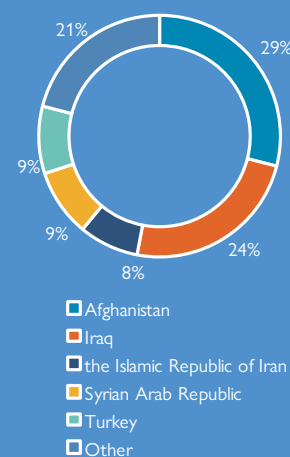
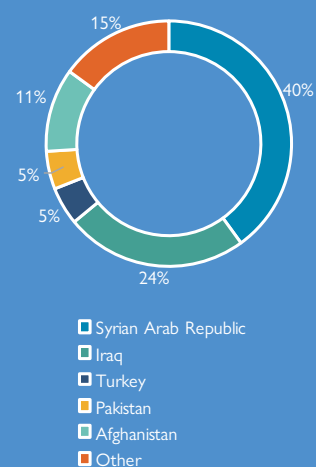


Figure 30 Nationality breakdown of migrants registered between January and May 2018



Migrant presence

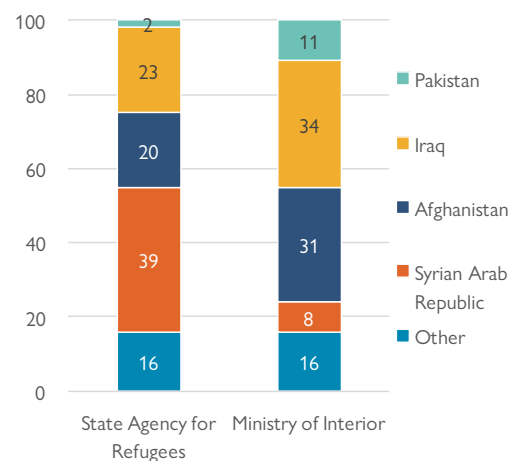
Estimated 614 migrants and asylum seekers were accommodated in different reception facilities in Bulgaria as of 31 May, occupying only 10 per cent of the overall capacity (5,940). This represents a 19 per cent decrease compared to the 512 reported at the end of the previous reporting period (April 2019), and 30 per cent less than the 883 reported at the end of May 2018. Majority of accommodated migrants and asylum seekers are from Afghanistan, Syrian Arab Republic and Iraq.

²⁰ This figure is not added to the total of arrivals to avoid potential double counting considering that these migrants might have been already counted as arrivals in Greece.

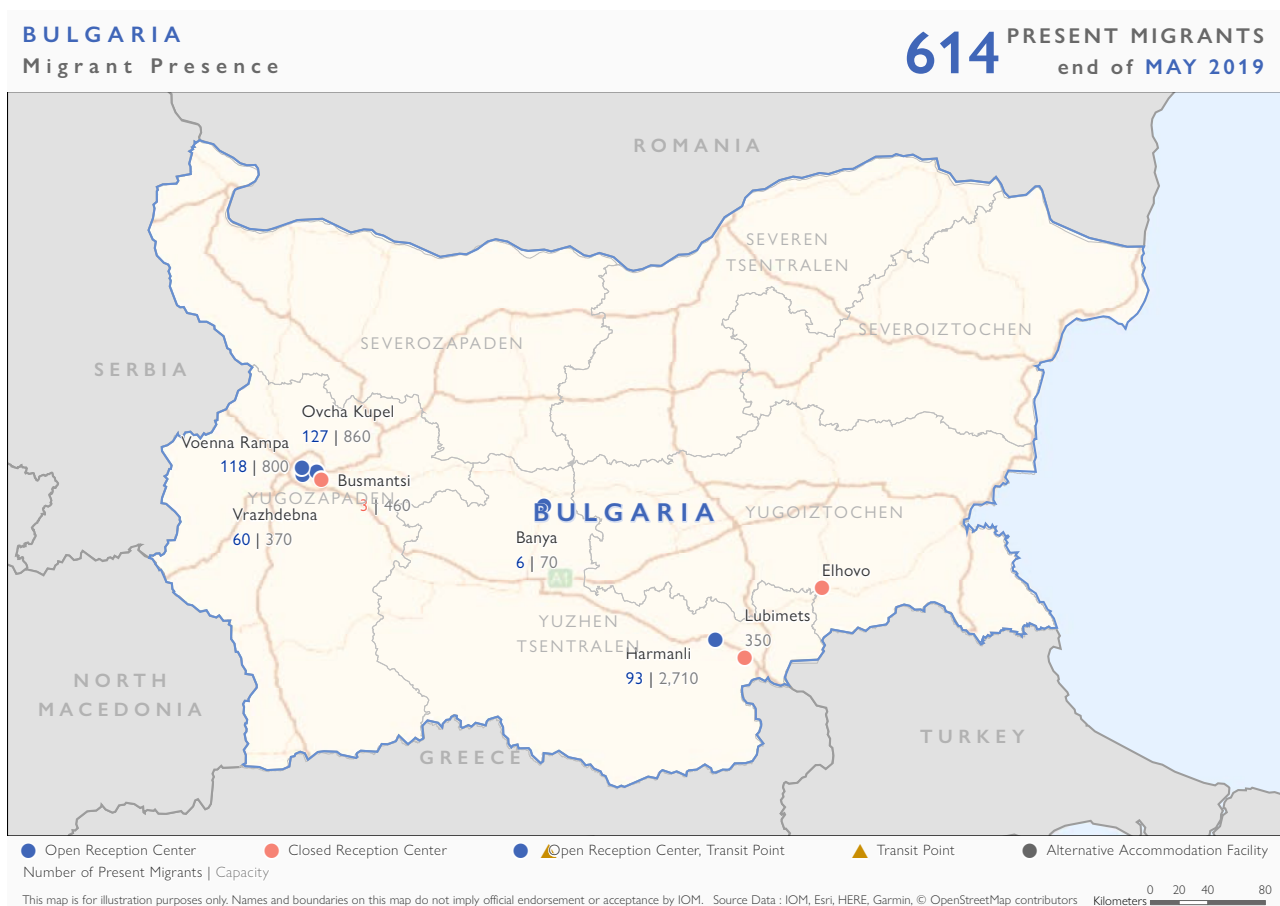
Table 2 Reception facilities in Bulgaria with information on occupancy and capacity as of the end of May 2019

Accommodation facility	Capacity	Currently Accommodated
Facilities run by the State Agency for Refugees		
Open Reception Centre in Banya	70	6
Open Reception Centre in Pastrogor	320	-
Open Reception Centre in Sofia – Ovcha Kupel	860	127
Open Reception Centre in Sofia - Vrazhdebna	370	60
Open Reception Centre in Sofia – Voenna Rampa	800	118
Closed Reception Centre in Harmanli	2,710	93
Closed Reception Centre in Sofia - Busmantsi	60	3
Facilities run by the Ministry of Interior		
Closed Reception Centre in Lyubimets	350	
Closed Reception Centre in Busmantsi	400	207
Closed Reception Centre in Elhovo (temporarily closed due to renovation)	N/A	
Total	5,940	614

Figure 31 Nationality breakdown (%) of migrants and asylum seekers accommodated in the premises run by the State Agency for Refugees and the Ministry of Interior (SAR)



Map 8 Accommodation facilities with information on occupancy and capacity, May 2019



TRANSIT COUNTRIES

CROATIA

Developments during the reporting period

Based on available data from the Croatian Ministry of Interior, a total of 1,493 irregular migrants were apprehended in May 2019, slightly less than the 1,560 apprehended previous month. The number of apprehensions in May this year is four times higher than the 468 reported in May 2018 and seven times more than the 228 recorded in May 2017.

Between January and May 2019, authorities in Croatia apprehended a total of 5,795 irregular migrants, two and a half more than the 2,210 apprehended in the same period last year and five times the 1,129 registered at the end of May 2017. Moreover, the number of apprehensions this year so far is two times higher than the 2,479 registered in the whole of 2017 and 72 per cent of the 8,092 registered between January and December 2018.

Afghanistan is the most common origin country reported by 23 per cent of all registered migrants, followed by Pakistan (16%), Turkey (10%), Algeria (9%) and the Islamic Republic of Iran (5%). The remaining 37 per cent of intercepted migrants were registered as nationals of more than 40 different nationality groups. Apart from increased presence of migrants from the region (Kosovo UNSCR 1244 and Albania), the same nationalities were found among migrants registered between January and May 2018.

Based on available data, 38 per cent of migrants apprehended as of May 2019 were detected in the Primorsko-Goranska county on the way to the Slovenian border, followed by 20 per cent in the eastern part of the country, mainly on entry from neighboring Serbia²¹, similar as in the previous reporting periods.

Figure 33 Nationality breakdown of irregular migrants apprehended between January and May 2019

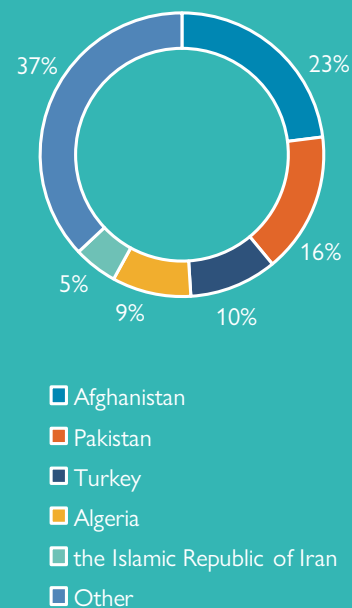


Figure 32 Number apprehended migrants between January and May, comparison 2017-2019

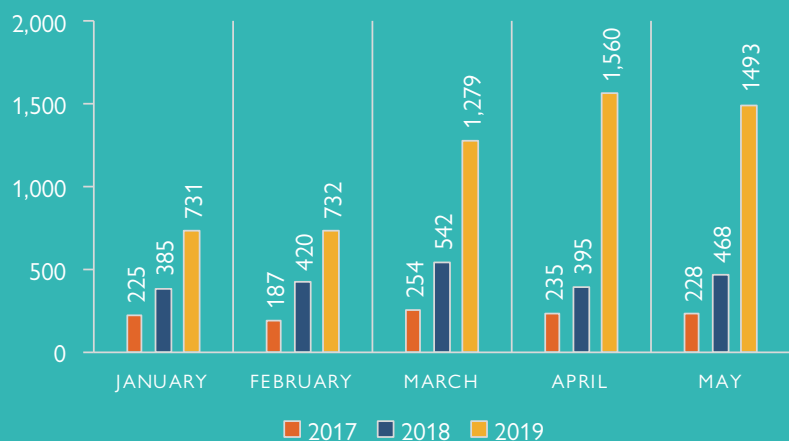
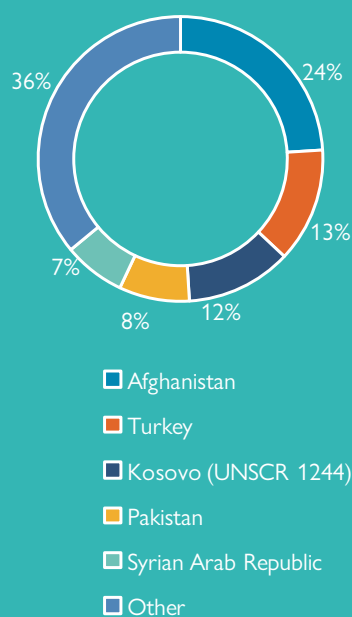


Figure 34 Nationality breakdown of irregular migrants apprehended between January and May 2018



²¹ For the overall geographical overview of apprehensions in 2018, check [Mixed Migration Flows in the Mediterranean – December 2018](#) (page 27).



Map 9 Apprehensions in Croatia, by county, between January and May 2019



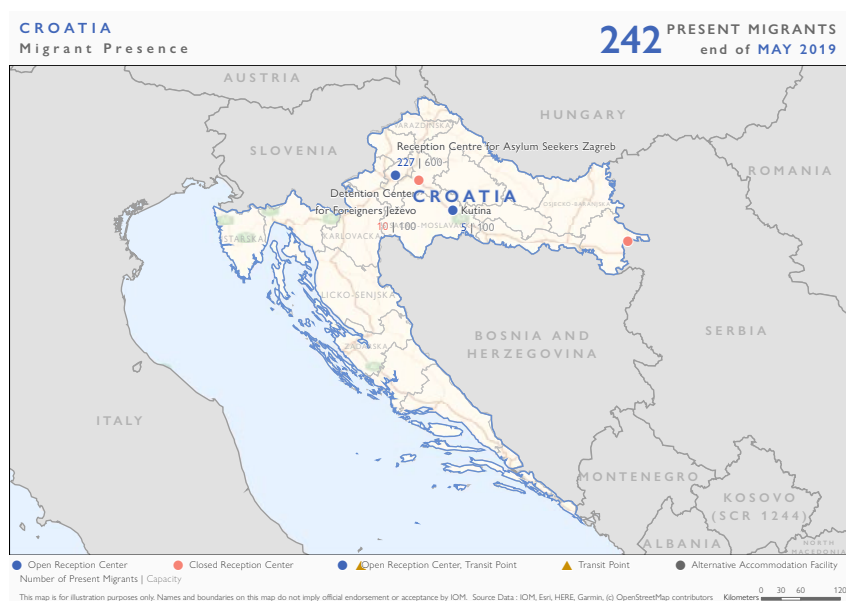
Migrant presence

By the end of May 2019, 242 asylum seekers and migrants were accommodated in open reception centres in Kutina and Zagreb, and the closed reception centre in Ježevo, 15 per cent more than the 210 reported at the end of April 2019. Most accommodated asylum seekers were of Syrian, Afghani, Algerian, Iraqi and Iranian origin²²

Table 3 Reception facilities in Croatia with information on occupancy and capacity as of the end of May 2019

Accommodation facility	Capacity	Number of accommodated migrants and asylum seekers
Open Reception Centre for Asylum Seekers in Zagreb	300 (600)	227
Open Reception Centre for Asylum Seekers in Kutina	100	5
Closed Reception Centre for Foreigners (Ježevo)	90	10
Total	800(820)	242

Map 10 Accommodation facilities in Croatia with information on occupancy and capacity as of May 2019



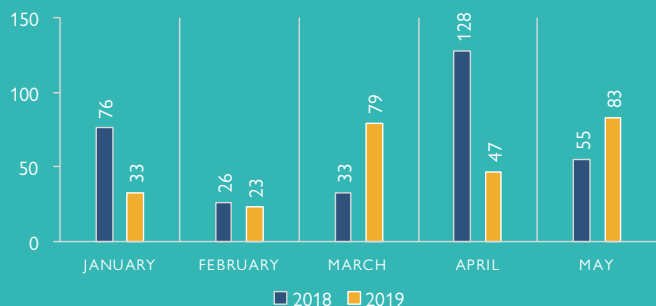
22 Demographic breakdown does not include data from the Closed Reception Centre for Foreigners (Ježevo)

ROMANIA

Developments during the reporting period

In May 2019, Romanian authorities apprehended a total of 83 migrants and asylum seekers on entry and exit from the country, 77 per cent less than the previous month when 47 migrants were apprehended, and 51 per cent more than May 2018 when 55 were apprehended. Between January and May 2019, there were 265 migrants and asylum seekers apprehended, 75 per cent of which (199) were apprehended on exit from the country, mainly towards Hungary (Arad, Timis and Satu-Mare county) and the remaining 25 per cent of individuals were intercepted entering from Bulgaria (Giurgiu). Arrivals so far this year (265) have decreased by 17 per cent compared to the same period last year when 318 individuals were apprehended on entry to the country, and 68 per cent less than the estimated 836 apprehended in the same period of 2017 when DTM flow monitoring activities were activated in April²³.

Figure 37 Registered irregular migrants in Romania between January and May 2018 - 2019



Out of 265 migrants registered between January and May 2019, Iraqi migrants made up the majority (57%), followed by the Syrian Arab Republic (17%), Bangladesh (8%), Vietnam, the Islamic Republic of Iran and Turkey (all 4%). The remaining 6 per cent were from Albania, Afghanistan and Pakistan. Seventy-two per cent were adult males (191), 15 per cent adult females (40) and 13 per cent children (33).²⁴

Map 11 Accommodation facilities with information on occupancy and capacity, May 2019

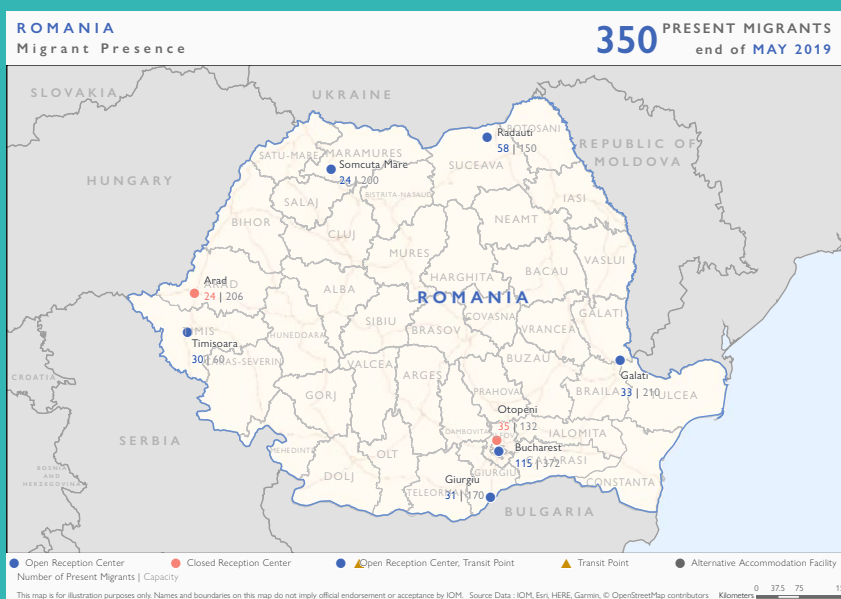


Figure 38 Nationality breakdown (%) of migrants apprehended between January and May 2019

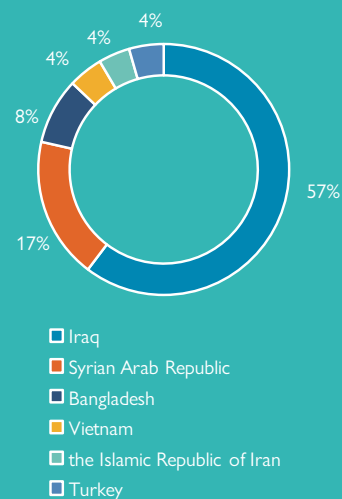
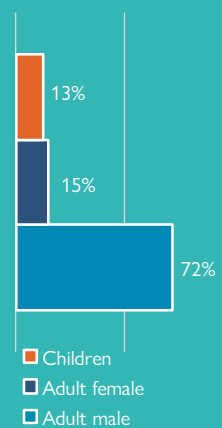


Figure 39 Age/sex breakdown of apprehended migrants Between January and May 2019



Migrant presence

At the end of May, there were 350 migrants and asylum seekers registered as residing in state-run accommodation facilities, slightly more than the 347 reported at the end of April 2019, and 12 per cent less than the 396 registered at the end of May 2018. The majority of migrants were in the asylum centres located in Bucharest (115), followed by Radauti (58) and Otopeni (35).

²³ DTM flow monitoring is activated in Romania in April 2017 hence only cumulative data is available for the first quarter of the year without the breakdown on the type of flows (incoming-entry/outgoing-exit).

²⁴ Sex and age breakdown is available for 264 out of the 265 registered migrants.

SERBIA

Developments during the reporting period

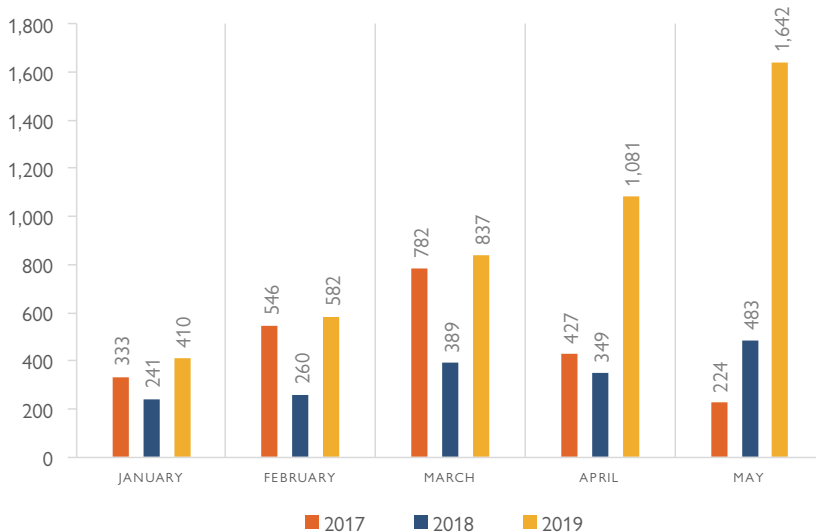
In May 2019 a total of 1,642 new migrants and refugees were registered in the Reception Centres in Serbia²⁵, 52 per cent more than the previous month when 1,081 were registered and three times more than the same period last year when 483 migrants were registered. Between January and May 2019, 4,552 migrants and refugees were registered, three times more than the same period last year when 1,722 were registered and two times more than the 2,312 registered between January and May 2017.

According to DTM flow monitoring data, estimated 70 per cent of migrants entered in Serbia from the Republic of North Macedonia, a decrease of 20 percentage points from 90 per cent reported in April 2019. Twenty per cent of migrants arrived from Bulgaria versus 4 per cent in April 2019, and 10 per cent arrived from other destinations.

May - 2019, three single men were found dead from a heatstroke inside a tank with the intention of crossing the border near Novi Sad. Two of them were residents of the Reception Centre Obrenovac and one was from AC Krnjaca. The fourth person who survived is in a coma and is currently in intensive care in Novi Sad, he was also a resident of RC Obrenovac.

Between January and May 2019, most arrivals were from Pakistan (43%) and Afghanistan (29%), followed by Bangladesh (14%), Iraq (3%), Syrian Arab Republic (3%) and other countries. Arrivals in May 2019 reflect an increase in the number of adult men compared to the previous month (92% versus 91%) and increase in the number of children, including unaccompanied and separated (6% vs. 2%) while no change is observed in the percentage of registered adult women.

Figure 40 Arrivals Between January and May, comparison 2017 - 2019



25 Data on newly registered migrants in the reception centres in Serbia is used as a proxy estimation of the overall arrivals in the country.

Figure 41 Last reported transit country by migrants registered in Serbia in May 2019

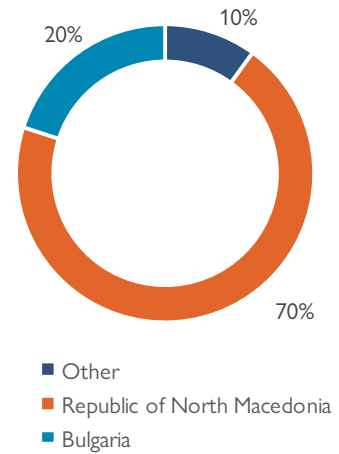


Figure 42 Nationality breakdown of registered arrivals between January and May 2019

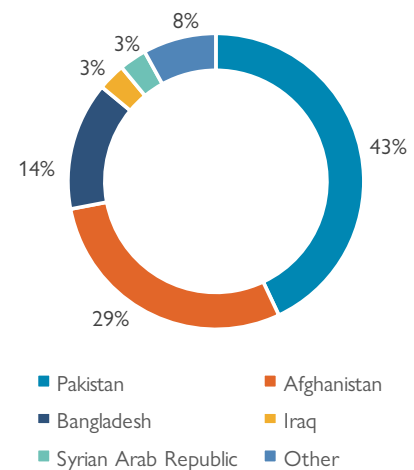
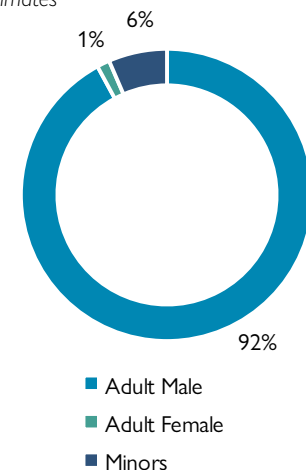


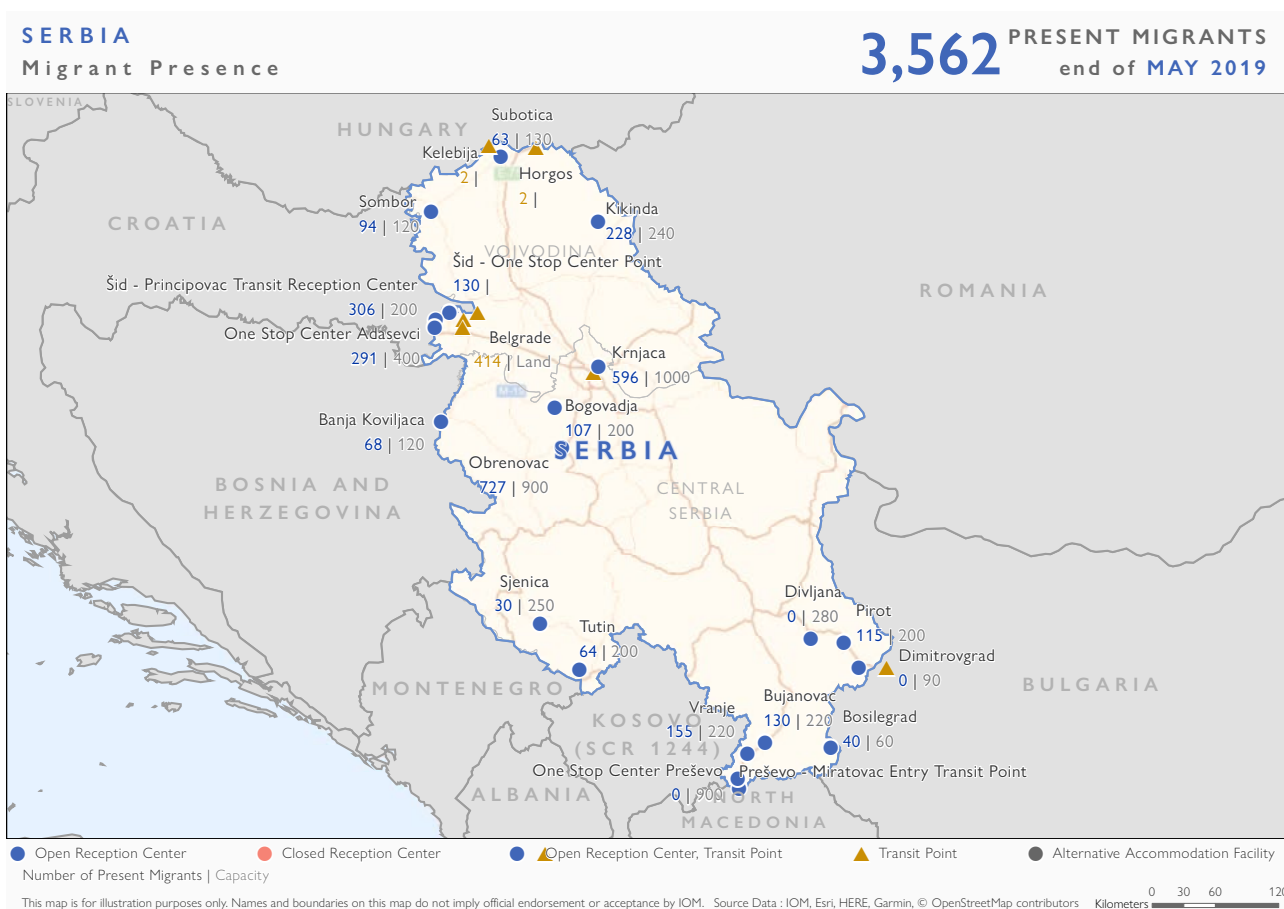
Figure 43 Age/Sex breakdown of registered arrivals between January and May 2019, DTM estimates



Migrants presence

As of 31 May, there are estimated 3,562 migrants and refugees residing in Serbia, according to the Serbian Commissariat for Refugees and Migration (SCRM). The total number of accommodated migrants in government facilities and border crossing zones decreased from 3,655 registered in the beginning of May to the 3,562 reported at the end of the month. Seventy-eight per cent of migrants and refugees are residing in the reception centers, and the remaining 12 per cent (414) migrants and refugees were observed residing outside the official reception system, mainly in the Belgrade City (148) and in unofficial camping sites in the vicinity of the border with Croatia, Hungary and Bosnia and Herzegovina (266). Available information indicates that the majority of migrants accommodated in the reception centres are of Afghan origin (42%) followed by those who declared Pakistani (18%), Irani (15%), Bangladeshi (9%), Iraqi (4%) and Syrian (2%) origin, among others. Adult males make up the majority of those accommodated in reception (67%), followed by children (23% - including 13% UASC), and females (8%).

Map 12 Accommodation facilities in Serbia with information on capacity and occupancy, May 2019

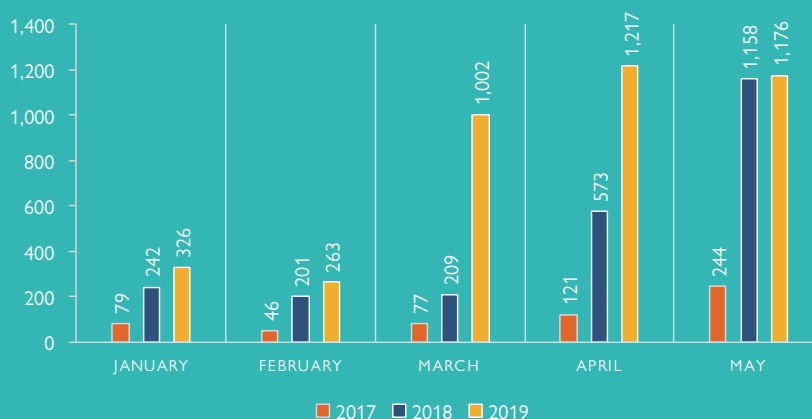


SLOVENIA

Developments during the reporting period

In May 2019, authorities in Slovenia apprehended 1,176 irregular migrants, 3 per cent less than the 1,217 reported in the previous month and two per cent more than the 1,158 reported in May 2018. Between January and May 2019, 3,984 migrants were apprehended. This is 67 per cent more than the 2,383 apprehended in the same period last year; and seven times more than the 567 apprehended between January and May 2017.

Figure 35 Irregular entries to Slovenia between January and May, comparison 2017 - 2019



Between January and May 2019, Pakistan and Algeria were the most commonly reported countries, with 44 per cent of individuals registered (23% and 21% respectively). Morocco (11%), Afghanistan (9%) and Turkey (5%) were

the remaining origin countries reported in the top 5 nationality groups registered. Other countries of origin included Iraq, Bangladesh and the Syrian Arab Republic. Pakistani and Algerian nationals also made up the majority of those reported in the

same period of 2018 (30% and 22% respectively), followed by the Syrian Arab Republic (10%), Afghanistan (8%) and Morocco (8%).

6 May – According to Police data, the Novo Mesto, Koper and Ljubljana police units have recorded more than 140 irregular crossings of the state border between 4 and 5 May. Two migrants were hiding in a train and a Pakistani national attempted to smuggle ten persons into Slovenia in his car.

7 May – According to the STA (Slovenian Press Agency), the police spotted and tried to stop a vehicle near Ilirska Bistrica (SW). The vehicle stopped only after hitting a police car. It was driven by a Pakistani national and carried seven Pakistanis who had crossed the Croatian-Slovenian border irregularly. [Here](#)

8 May – The Nova Gorica police arrested a van driver transporting 29 Pakistanis crowded into a space smaller than 4 square meters. Half of the migrants fled,

while others claimed asylum. The 35-year-old driver, a citizen of Bosnia-Herzegovina living in Slovenia, is in detention. [Here](#)

9 May – A 79-year-old man working in his vineyard around the south-eastern town of Črnomelj on the border with Croatia was kidnapped by a group of migrants who entered Slovenia irregularly. [Here](#)

13 May – Foreign Minister Miro Cerar proposed in Brussels to his Italian counterpart Enzo Moavero Milanesi joint police patrols on the border with Italy to prevent irregular migration, saying he wanted to demonstrate to Italy that Slovenia wishes to strengthen mutual trust. [Here](#)

17 May – Slovenian Police Commissioner Tatjana Bobnar met with her Italian counterpart Franco Gabrielli in Rome to

discuss the details of joint border checks. While the general guidelines are set, details will be agreed at the operational level. [Here](#)

21 May – The police are registering a rapid increase in the number of irregular border crossing cases. While last year police recorded some 1,300 such arrivals in the first four months, this year they already dealt with over 3,000 in the same period.

29 May – Interior Minister Boštjan Poklukar visited the south-eastern region of Bela Krajina to assure the locals that the police will introduce video surveillance to boost the protection of the southern state border from irregular migration. He labelled the smuggling of persons by organized groups as the biggest problem. [Here](#)

Figure 36 Nationality breakdown of registered irregular migrants Between January and May 2019

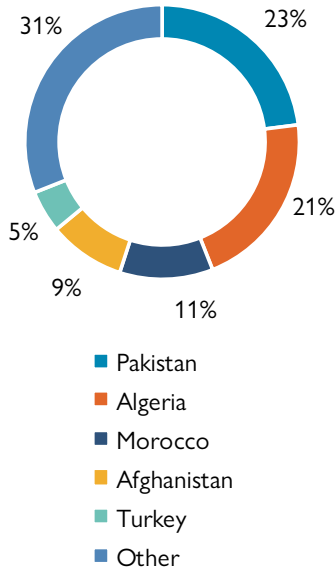
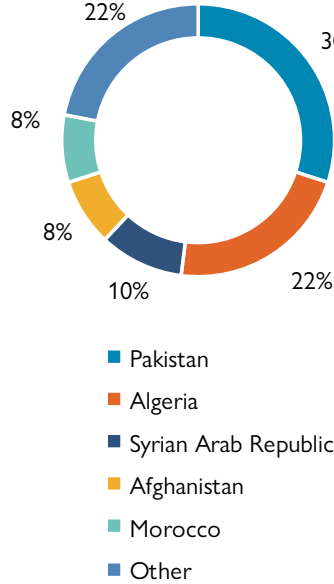


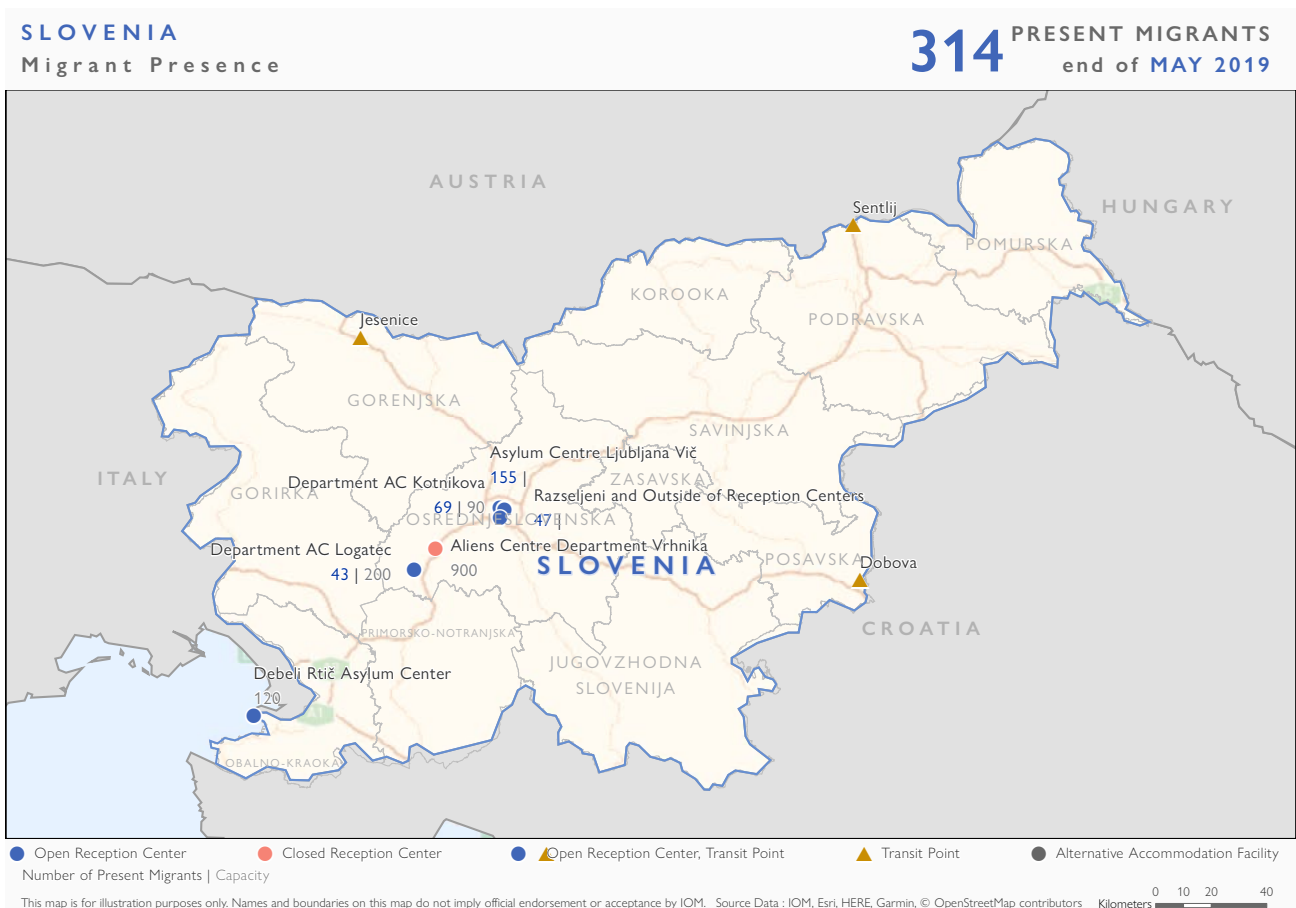
Figure 37 Nationality breakdown of registered irregular migrants between January and May 2018



Migrant presence

At the end of May 2019, there were 314 migrants and asylum seekers accommodated in different facilities around the country, about 46 per cent less than the 580 accommodated in the previous month and 28 per cent less than the 439 reported at the end of May 2018.

Map 13 Accommodation facilities in Slovenia with information on occupancy and capacity, May 2019



THE REPUBLIC OF NORTH MACEDONIA

Developments during the reporting period

In May 2019, authorities officially registered a total of 94 new arrivals, a 38 per cent decrease compared to the previous month when 137 arrivals were reported. Arrivals in May are 71 per cent less than in the same period in 2018 when 325 arrivals were reported, but represent absolute increase compared to May 2017 when no arrivals were reported and are twice the 47 registered in May 2016.

Between January and May 2019, 558 migrants have been registered arriving in the country, close to two thirds of the 822

registered in the same period last year and seven times more than the 77 reported in the same period in 2017.

Migrants from Afghanistan make up the majority of those registered between January and May 2019 (28%), followed by those of Pakistani (19%), Iranian (15%), Iraqi (9%) and Algerian (8%) origin. Available data for the same period last year, reflects the Islamic Republic of Iran as the most declared country of origin (36%), Afghanistan (16%), Iraq (15%), Pakistan (9%) and Libya (5%).

The data from the Red Cross teams indicates that a higher number of migrants and refugees transited through the country so far, than what has been reported officially.

Namely, the Red Cross teams present near the northern border with Serbia reported assisting 1,724 persons according to the May report. The Red Cross mobile team present in the close vicinity of the northern border with Serbia assisted 481 persons (this number excludes the Transit Reception Centre Tabanovce). Since the beginning of the year, Red Cross assisted a total of 9,790 migrants and refugees in the country, 5 times more than the 1,992 registered in the same period last year.

Figure 38 Registered arrivals in the Republic of North Macedonia between January and May, comparison 2017 – 2019

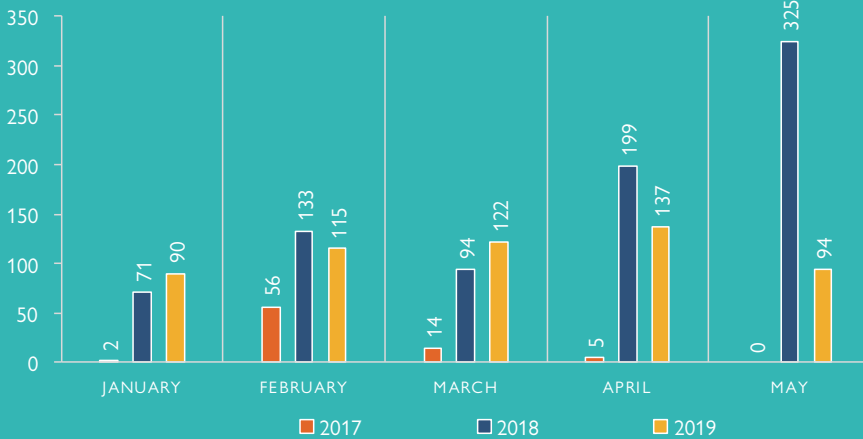
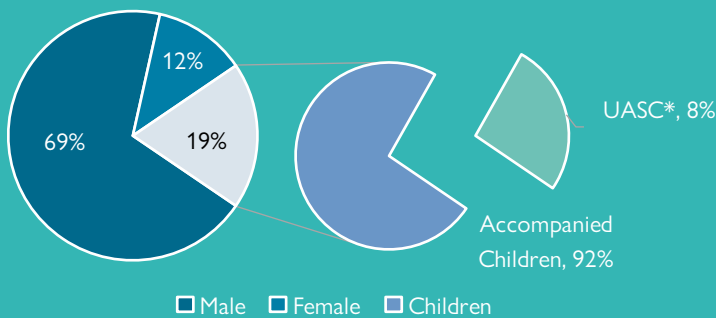


Figure 41 Age/sex breakdown of intercepted irregular migrants between January and May 2019



*Unaccompanied and Separated Children.

Figure 39 Nationality breakdown of migrants registered between January and May 2019

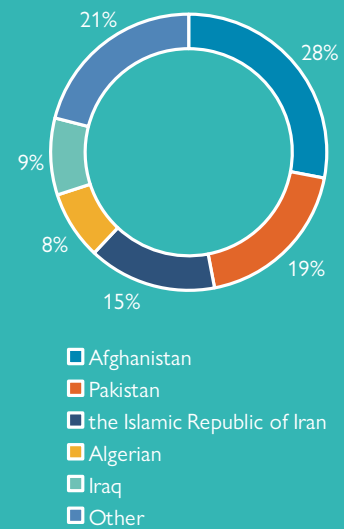
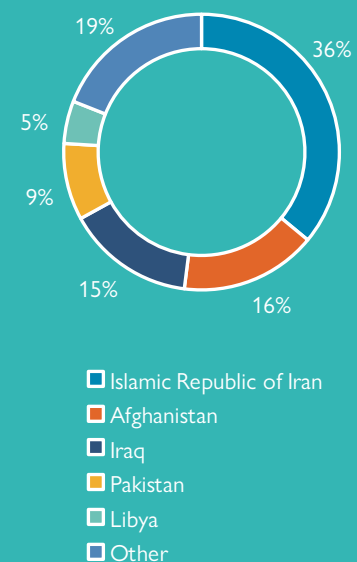


Figure 40 Nationality breakdown of migrants registered between January and May 2018



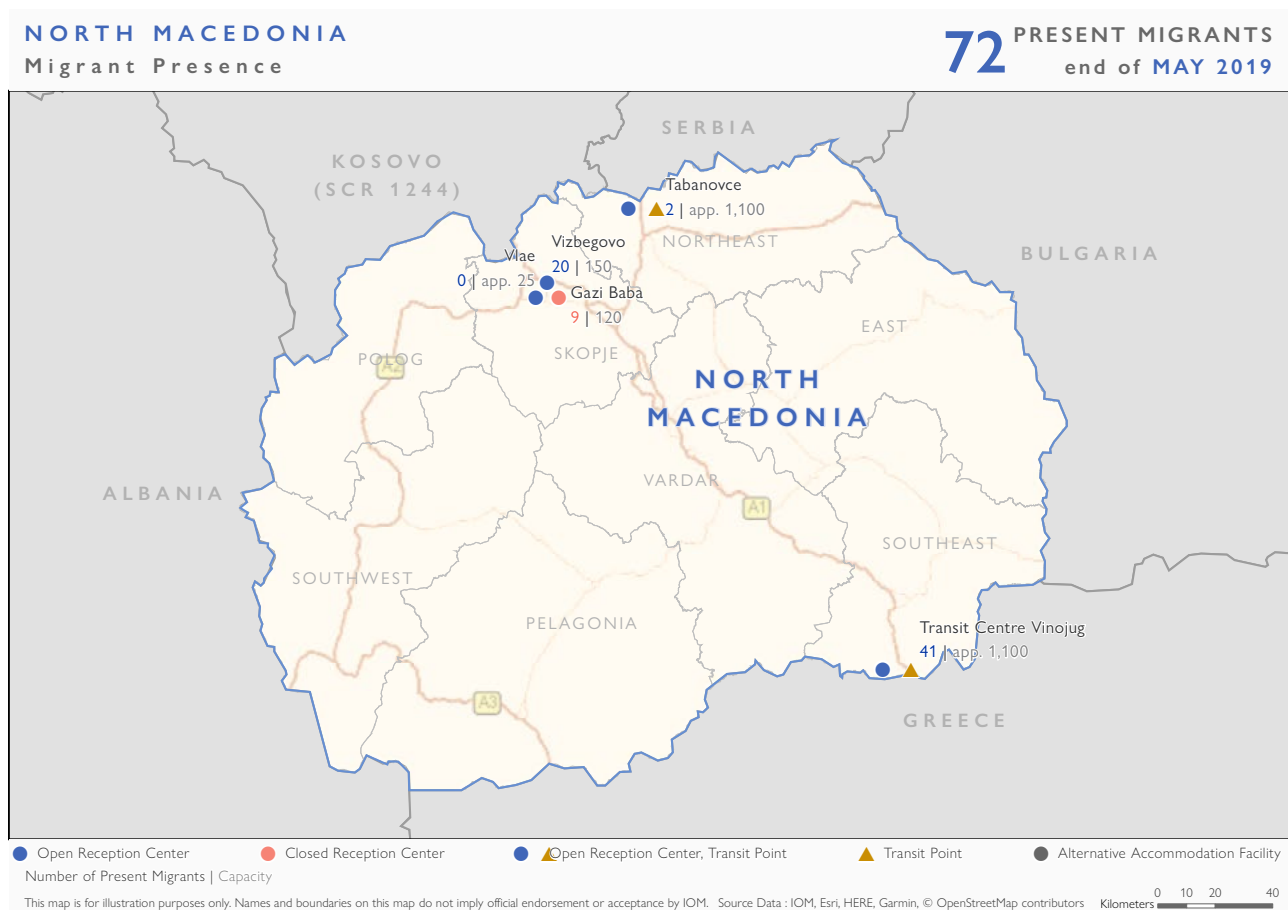
Migrant presence

The available data shows that on 31 May 2019, there were 72 migrants and asylum seekers accommodated in reception centres around the Republic of North Macedonia. About 18 per cent less than the previous month when 88 were accommodated in the reception centres. Majority of accommodated migrants and asylum seekers were Pakistani nationals followed by those from Afghanistan, Iraq, Morocco, Bangladesh, the Islamic Republic of Iran, the Syrian Arab Republic, Ghana, Algeria, Palestinian Territories, India, Tunisia, Turkey and the Russian Federation. Forty of the individuals were adult males, 13 adult females, 17 accompanied children and 2 unaccompanied children.

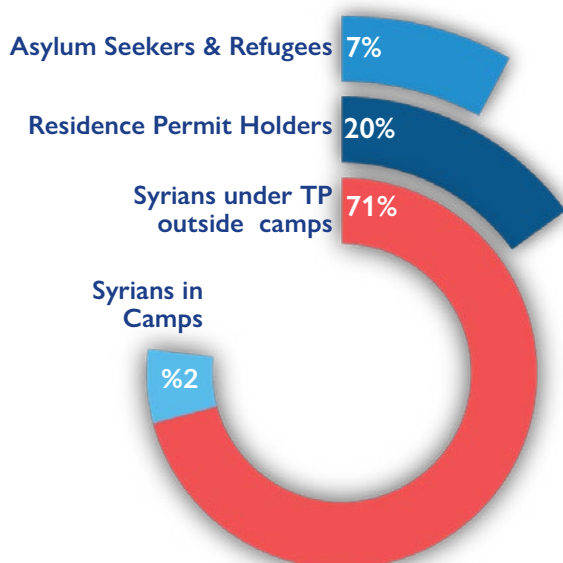
Table 4 Accommodation facilities (with occupancy/capacity) by the end of May 2019

Name of Accommodation	Facility	Capacity*	Currently Accommodating
“Vinojug” Transit Centre—Gevgelija (Greece—North Macedonia)		1,100-1,200	41
Tabanovce Transit Centre (North Macedonia—Serbian Border)		1,100	2
Vizbegovo – Reception centre for Asylum Seekers		150	20
Gazi Baba – Reception centre for Foreigners		120	9
Vlae		25-30	0
TOTAL		2,495-2,600	72

Map 14 Accommodation facilities in The Republic of North Macedonia with information on occupancy and capacity, May 2019



TURKEY



Background and Latest Figures

According to the latest available figures from the Turkish Directorate General of Migration Management (DGMM) there are currently over 3.9 million foreign nationals present in Turkish territory seeking international protection. Most are Syrians (3,610,398* individuals) who are granted temporary protection status, while according to UNHCR, as of end of February 2019, 368,230** asylum-seekers and refugees from countries including Afghanistan, Islamic Republic of Iran, Iraq and Somalia constitute another significant group of foreign nationals. The number of foreign nationals has increased by 31,021 in comparison to May 2018 (3.9 million foreign nationals), most of the increase was recorded as Syrian nationals (26,964).

In addition, there are 988,098* foreign nationals present in Turkey holding residency permits including humanitarian residency holders. This number was 283,807 less in May 2018. The exact number of the humanitarian residency holders is unknown, but it is estimated that there are more than several thousand humanitarian residency permit holders.

*Data source DGMM, 29.05.2019

**Data source UNHCR, 28.02.2019¹

Turkey's Temporary Protection regime grants the 3,610,398* Syrian nationals the right to legally stay in Turkey as well as some level of access to basic rights and services. The vast majority - 3,497,690* individuals - live outside camps, officially called Temporary Accommodation Centers, mainly spread across the Turkish border provinces of Şanlıurfa, Gaziantep, Hatay, Adana, Mersin and Kilis. 112,708* Syrians live in 13* camps the majority of which are also located close to the Syrian border. Nineteen temporary accommodation centers were hosting migrants in Turkey in May 2018. However, currently six of the centers are no longer operational. As a result, there is a decrease of 102,141 persons in the centers' residence numbers.

*Data source DGMM, 29.05.2019

Monthly Population Chart of Persons Under Temporary Protection



Asylum Seekers and Refugees

Another significant group of foreign nationals in Turkey are 368,230* asylum-seekers and refugees consisting of different nationalities, mainly coming from Afghanistan and Iraq. An increase of 4,057 persons has been recorded in this category in comparison to May 2018.

*Data Source UNHCR, 28.02.2019¹

Residence Permit Holders

Foreigners who wish to stay in Turkey beyond the duration of a visa or visa exemption i.e. longer than 90 days must obtain a residence permit. According to DGMM, there are 988,098 residence permit holders in Turkey with various categories of the residence permit. The "other" residence permit category include humanitarian residence permit holders but the exact number is unknown. It is believed that vast majority of this category are Iraqi nationals.

Nationality	Percentage#
Afghanistan	46%
Iraq	39%
Islamic Republic of Iran	11%
Somalia	2%
Others	2%

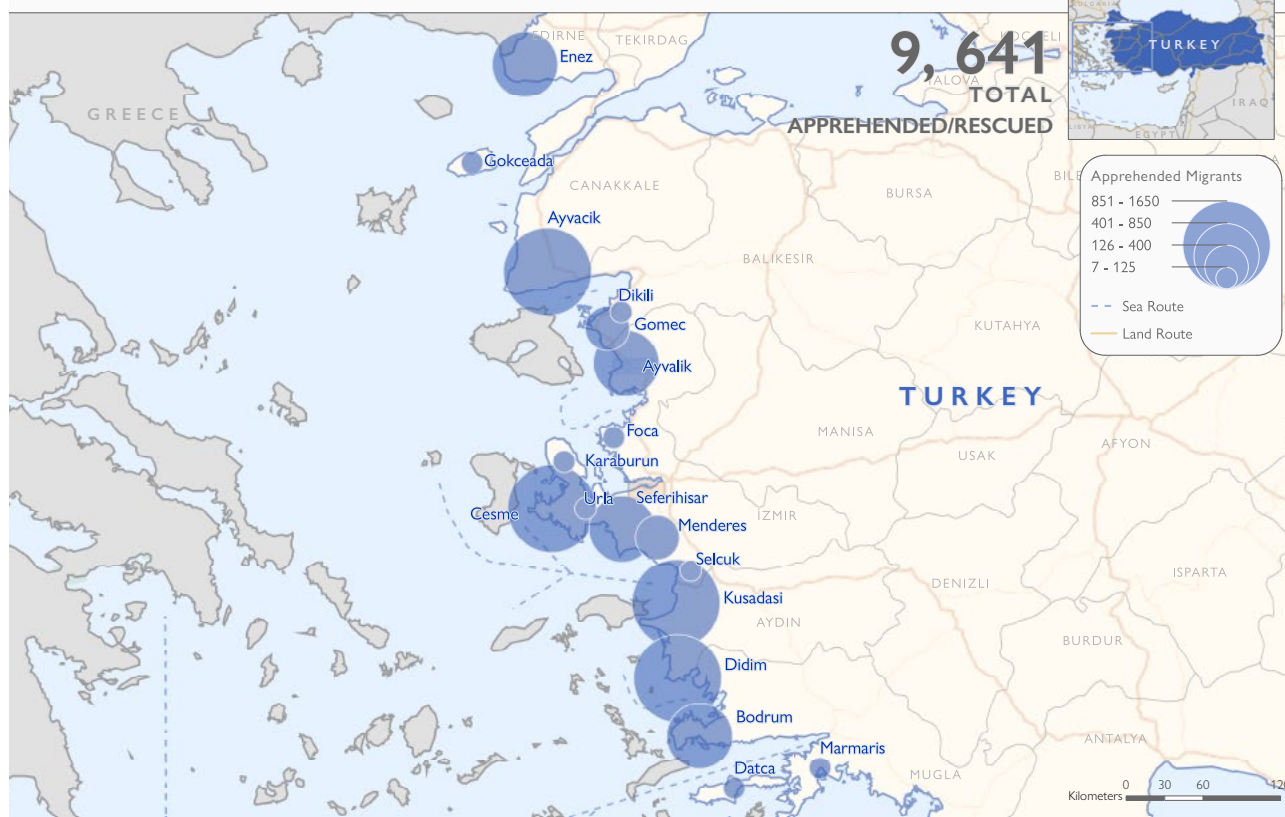
¹ UNHCR ended registration process in Turkey on 10 September 2018. The registration process will continue with the procedure carried out by the Turkish authorities.

Apprehended/Rescued Persons on Sea*

The Turkish Coast Guard reported 2,605 apprehensions and 10 fatalities during this reporting period (1 - 31 May 2019). The number of irregular migrants was 3,398 in May 2018. These figures only include those apprehended and rescued by the Coast Guard; actual numbers of migrants and refugees departing Turkey by sea could be higher. Apprehensions on the hotspots on the Aegean Sea are shown in the map.

APPREHENSIONS OFF THE TURKISH COAST

1 January - 31 May 2019



This map is for illustration purposes only. Names and boundaries on this map do not imply official endorsement or acceptance by IOM.

Source Data : IOM, National Authorities, Esri, HERE, Garmin, (c) OpenStreetMap contributors

Apprehensions/Rescues by Turkish Coast Guard Statistics for 2019
(1 January - 31 May 2019)

Time period	Number of cases		Number of irregular migrants		Number of deaths		Number of organizers	
	Aegean	All Seas	Aegean	All Seas	Aegean	All Seas	Aegean	All Seas
January	27	27	1,092	1,092	1	1	1	1
February	36	36	1,428	1,428	-	-	6	6
March	56	56	1,796	1,796	4	4	2	2
April	80	81	2,765	2,773	1	1	5	6
May	80	82	2,560	2,605	10	10	2	3
Total	279	282	9,641	9,694	16	16	16	18

After completion of the identification process of the apprehended persons, they are referred to removal centers by the gendarmerie or are issued a deportation letter unless they claim asylum. They still have the right to claim asylum after being referred to a removal center or issued deportation letters. The top ten nationalities of apprehended/rescued migrants are Afghan, Palestinian, Syrian, Iraqi, Congolese, Iranian, Central African, Somalian, Yemeni, and Kuwaiti.

*Data source T.C.G., 31.05.2019



Apprehended Persons on Land*

Apprehensions by Turkish Land Forces (1 - 31 May 2019)			
Entry		Exit	
Syrian Arab Republic	14,403	Greece	5,370
Greece	3,890	Syrian Arab Republic	79
Islamic Republic of Iran	163	Bulgaria	53
Bulgaria	13	Islamic Republic of Iran	14
Iraq	3	Iraq	3
Armenia	1		
Total	18,473	Total	5,519

According to Turkish Armed Forces (TAF) daily figures, in May 2019, 23,992 irregular persons were apprehended at the Syrian, Greek, Iranian, Iraqi, Bulgarian and Armenian borders of Turkey. In comparison, this number was 31,482 in May 2018. The entry and exit figures breakdown are as shown in the table on the left. The highest number of irregular crossings at entry and exit happened at the border with Syrian Arab Republic, with a total number of 14,482 apprehended persons.

The irregular exits are higher at the western borders while Syrian, Iraqi and Iranian borders are continuing to be entry points to Turkey. In comparison to previous month there is a increase in the irregular border entries from Syrian Arab Republic to Turkey (399). In April 2019, 14,004 irregular entries of persons were recorded at this border.

*Data Source T.A.F., 31.05.2019, no data available for 9 and 30 May.



*This map is for illustration purposes only. The depiction and use of boundaries, geographic names, and related data shown on maps and included in this report are not warranted to be free of error nor do they imply judgment on the legal status of any territory, or any endorsement or acceptance of such boundaries by IOM.

Known Entry and Exit Points

Known entry points by land: Hatay, Kilis, Şanlıurfa (from Syrian Arab Republic), Silopi, Çukurca (from Iraq), Şemdinli, Yüksekova, Başkale, Ağrı, Doğubeyazıt (from Islamic Republic of Iran)

Known entry points by air: İstanbul, İstanbul Sabiha Gökçen, Antalya, Esenboğa Ankara (from third countries)

Known exit points by sea: Çeşme, Ayvalık, Didim, Bodrum, Küçükkuyu (Locations close to Lesvos, Samos, Chios, Symi, Kos and Rodos)

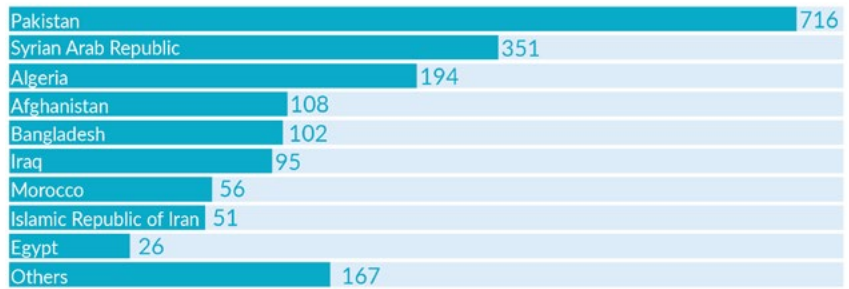
Known exit points by land: Edirne (to Greece and Bulgaria), Kırklareli (to Bulgaria)

Known exit points by air: İstanbul, İstanbul Sabiha Gökçen (to certain EU MS)

Readmitted Migrants and Refugees to Turkey

On 18 March 2016, EU and Turkey agreed on the readmission of migrants arriving Greece to Turkey after 20 March 2016. In this regard, according to DGMM reports, 1,866* migrants and refugees have been readmitted to Turkey from Greece between 4 April 2016 and 29 May 2019 (last readmission in this reporting period). Main returning points from Greece include Lesvos, Chios, Kos and Samos and the main readmission points to Turkey include Dikili, Çeşme, Bodrum and Adana (through the airport).

Nationality breakdown of the readmitted



is shown in the graphic above and “others” category includes countries of Nigeria, Sri Lanka, Democratic Republic of Congo, Cameroon, Nepal, Myanmar, Guinea, Palestinian Territories, Senegal, Ghana, Tunisia, Côte d'Ivoire, Haiti,

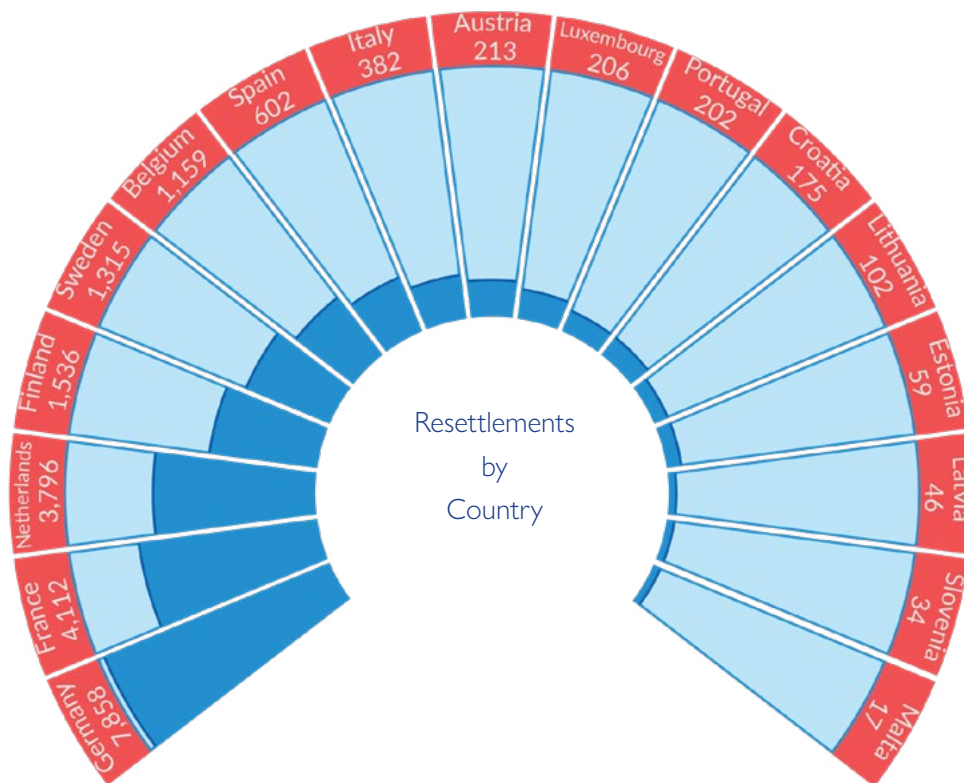
Lebanon, Mali, Dominica, India, Sierra Leone, Yemen, Congo, Burkina Faso, Gambia, Comoros, Niger, Sudan, Jordan and Zimbabwe.

*Data source DGMM, 29.05.2019

Resettlement of Syrians From Turkey

The readmission agreement aims to replace disorganized and irregular migratory flows by organized and safe pathways to European countries. In this regard, it is agreed on that for every Syrian being returned to Turkey from the Greek islands, another Syrian will be resettled directly to Europe from Turkey. According to DGMM data released on 30 May 2019, there are 21,814* persons that have been resettled under this mechanism and mainly to Germany, France, the Netherlands and Finland.

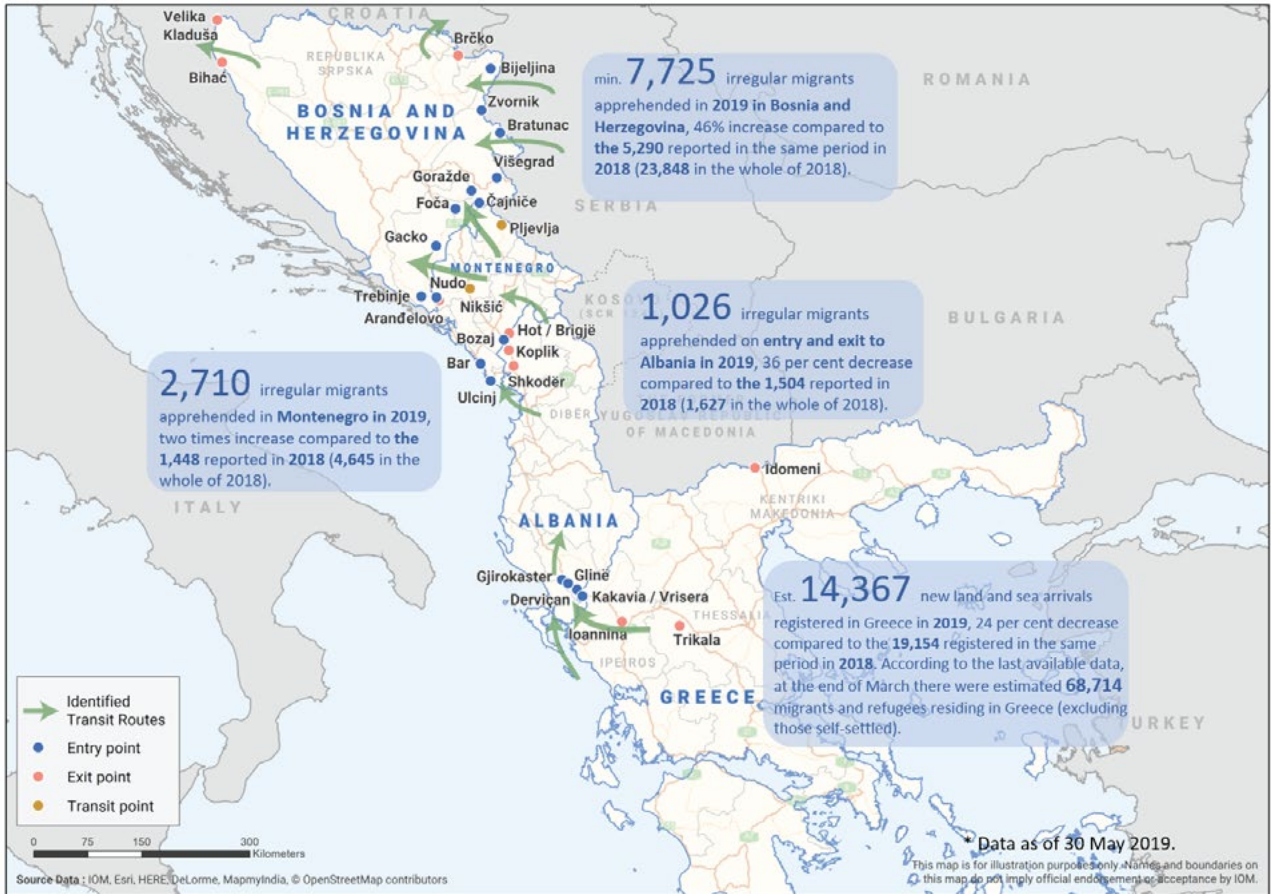
*Data Source DGMM, 30.05.2019



mpmturkey@iom.int

*Disclaimer: This map is for illustration purposes only. The depiction and use of boundaries, geographic names, and related data shown on maps and included in this report are not warranted to be free of error nor do they imply judgment on the legal status of any territory, or any endorsement or acceptance of such boundaries by IOM.

WESTERN BALKANS IN FOCUS



* The designation is to highlight the most active routes detected in the Western Balkans at the moment.



ALBANIA

Developments during the reporting period

During this reporting period (1 – 31 May 2019), there were 86 new apprehensions on entry to the country, 32 per cent less than the 126 reported in the previous month and 41 per cent less than the 147 reported in May 2018. These arrivals indicate irregular entries in the Gjirokaster region. Additionally, 158 individuals were apprehended on exit from the country to Montenegro (Shkoder region), 70 per cent more than the 93 registered in the previous month (April 2019) and 14 per cent more than the 139 registered in May 2018.

Between January and May 2019, a total of 1,026 new irregular migrants were registered on entry to and exit from the country. This is 32 per cent less than the 1,504 reported on entry and exit in the same period of 2018, seven times the 135 reported on entry in 2017 and five times the 307 reported between January and May 2016.

The majority of registered migrants between January and May 2019 were Iraqi nationals²⁶ (40%), followed by those from the Syrian Arab Republic (29%), Pakistan (7%), Algeria (6%) and the Islamic Republic of Iran (5%). Available data for the same period in 2018 indicates a decrease in the presence of Syrian nationals (29% in 2019 vs. 60% in 2018) and a 32 percentage points increase in the presence of declared Iraqi nationals (40% in 2019 vs. 8% in 2018).

Figure 42 Registered irregular migrants on entry to Albania, comparison 2016 – 2019

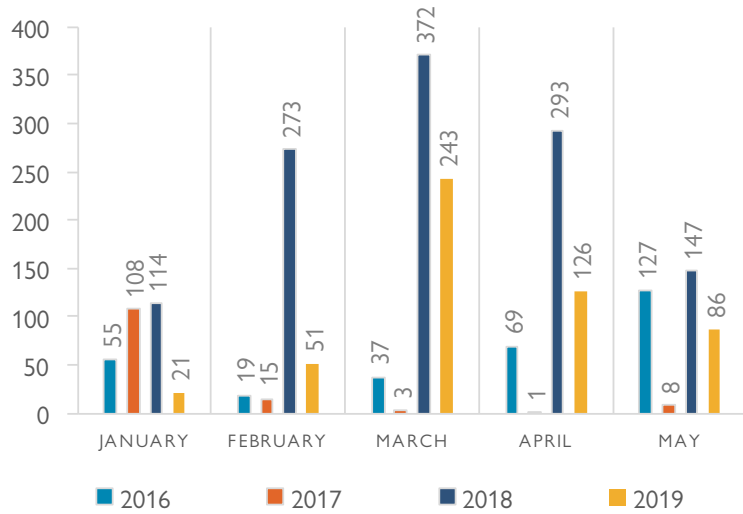


Figure 43 Apprehensions on exit and entry in Albania, January – May 2019

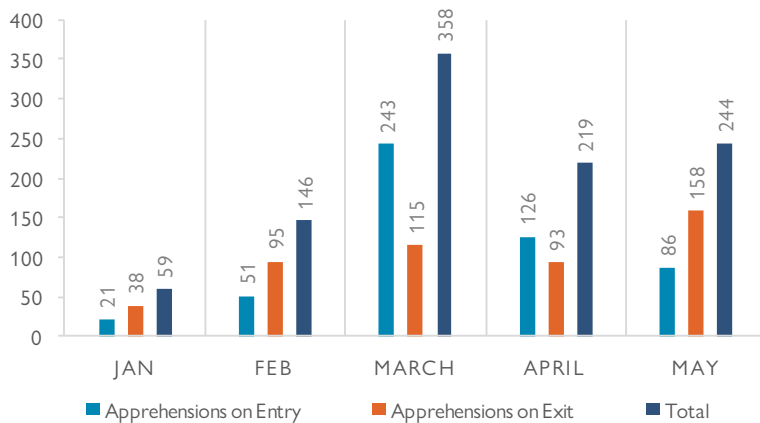


Figure 44 Nationality breakdown of registered irregular migrants between January and May 2019

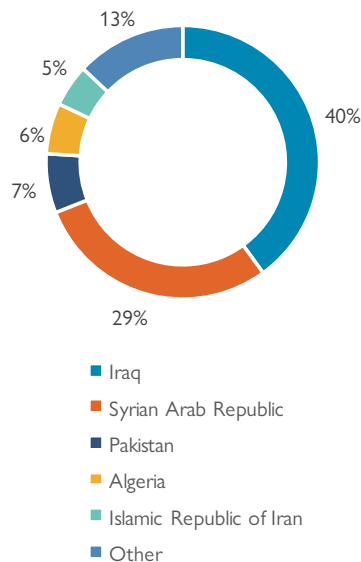
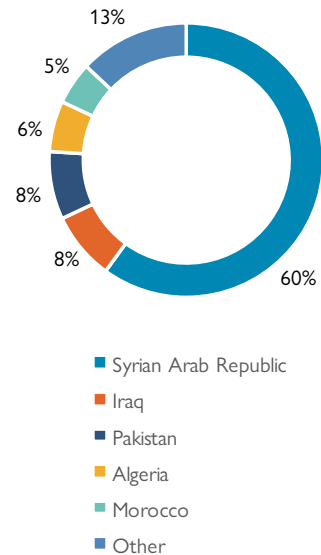


Figure 45 Nationality breakdown of registered irregular migrants between January and May 2018



²⁶ The nationalities reported in this report as declared by the migrants.

BOSNIA AND HERZEGOVINA

Developments during the reporting period

During this reporting period (1 – 31 May) Bosnian authorities reported 2,295 new irregular migrants, a 5 per cent increase compared to the previous month when 2,191 arrivals were reported and 10 per cent less than the 2,557 reported in May 2018. On average, authorities in Bosnia and Herzegovina apprehended 574 irregular migrants on a weekly basis during this reporting period, ranging from 495 reported at the beginning of the month to 598 at the end of the month. In April, the average was 548 ranging from 473 (beginning of the month) to 617 towards the end of the month.

Between January and May 2019, 7,725 new arrivals have been reported. This is 46 per cent more than the 5,290 reported in the same period last year and twenty-seven times more than the 290 reported between January and May 2017. The pace of arrivals on a weekly basis between January and May 2019 is 339, two times higher than the average of 171 in the same period last year.

Available nationality breakdown reflects Pakistan as the most commonly²⁷ reported origin country between January and May (39%), followed by the Syrian Arab Republic (10%), Iraq (10%), Bangladesh (9%) and Afghanistan (8%). When compared to the countries of origin reported between January and May 2018, Pakistani nationals also made up the majority (24%), followed by Syrians (21%), migrants from Afghanistan (14%), the Islamic Republic of Iran (11%) and Iraq (8%).

Figure 46 Registered irregular migrants in Bosnia and Herzegovina between January and May 2019

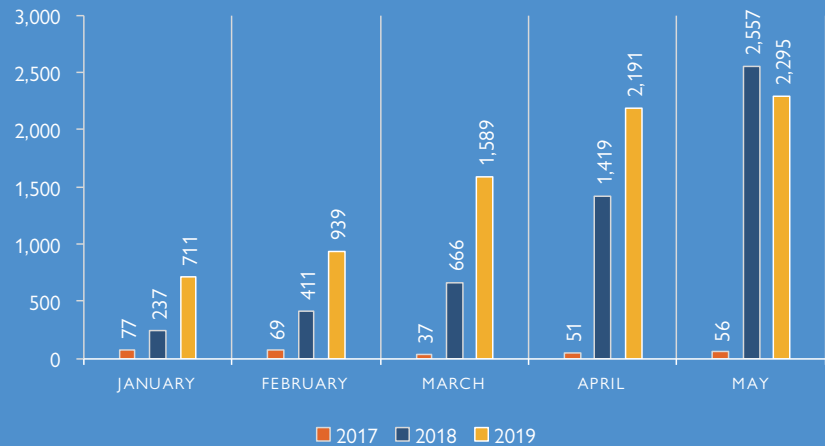


Figure 47 Irregular entries to Bosnia and Herzegovina, weekly arrivals in 2019

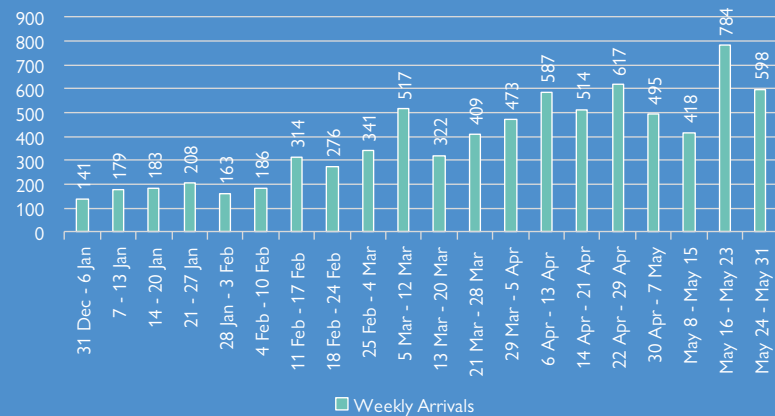


Figure 48 Nationality breakdown of migrants registered in Bosnia and Herzegovina in January and May 2019

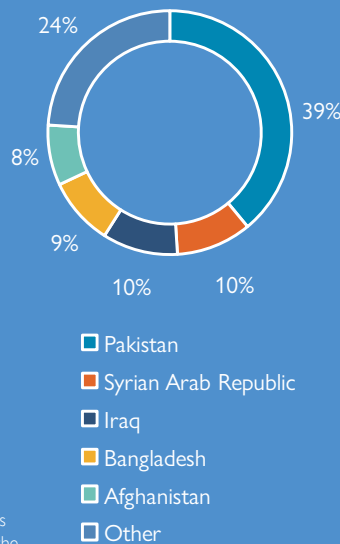
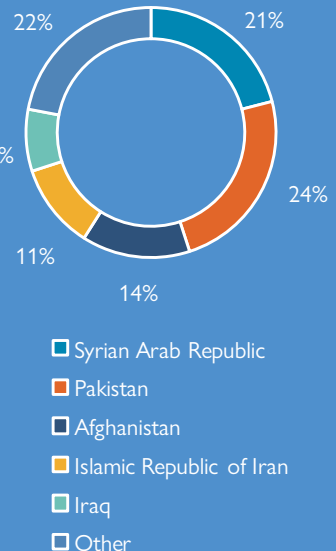


Figure 49 Nationality breakdown of migrants registered in Bosnia and Herzegovina in May 2018



²⁷ The information on nationalities provided in this report is based on nationalities declared by migrants and reported by the authorities.

Migrants presence

According to the data received from IOM and partner agencies working in the field in Bosnia and Herzegovina, there were 7,684 migrants and refugees present in the country at the end of May 2019, about 28 per cent more than the previous month when 5,974 were recorded. An estimated 67 per cent of individuals are adult males, 8 per cent adult females and 19 per cent are children, among which, 303 were registered as unaccompanied and separated.

Thirty per cent of the migrants present in the country were of Pakistani origin, followed by Afghani (16%), Iranian (13%), Iraqi (11%) and Syrian (7%) nationals.

Figure 50 Age/Sex breakdown of accommodated migrants and refugees at the end of May 2019

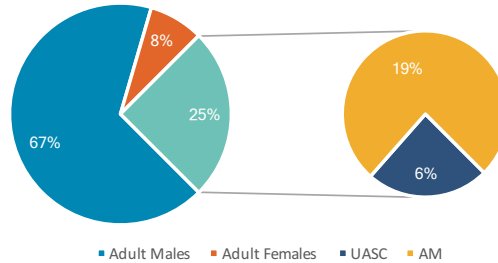
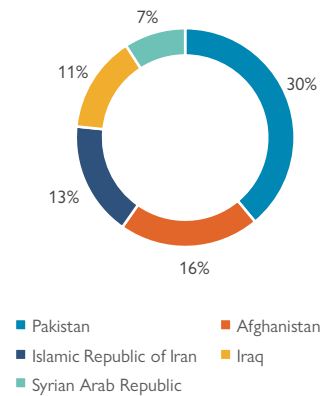
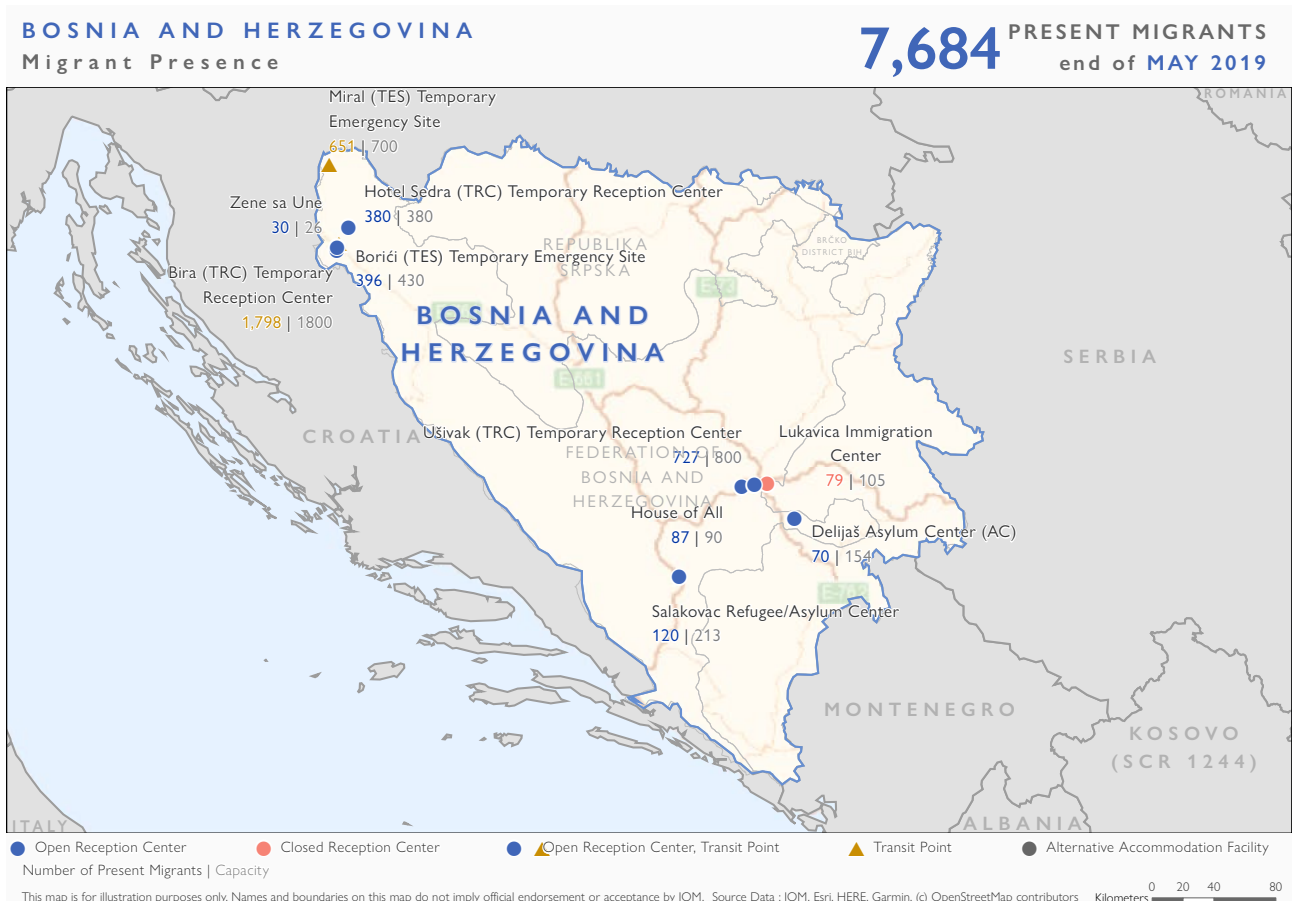


Figure 51 Nationality data does not include the number of migrants and refugees residing outside the official reception systems in privately arranged accommodation



Map 15 Accommodation facilities in Bosnia and Herzegovina with information on occupancy and capacity, May 2019. The total number includes estimated 3,200 migrants and refugees in residing outside the official reception systems (privately arranged accommodation).



KOSOVO (UNSCR 1244)²⁸

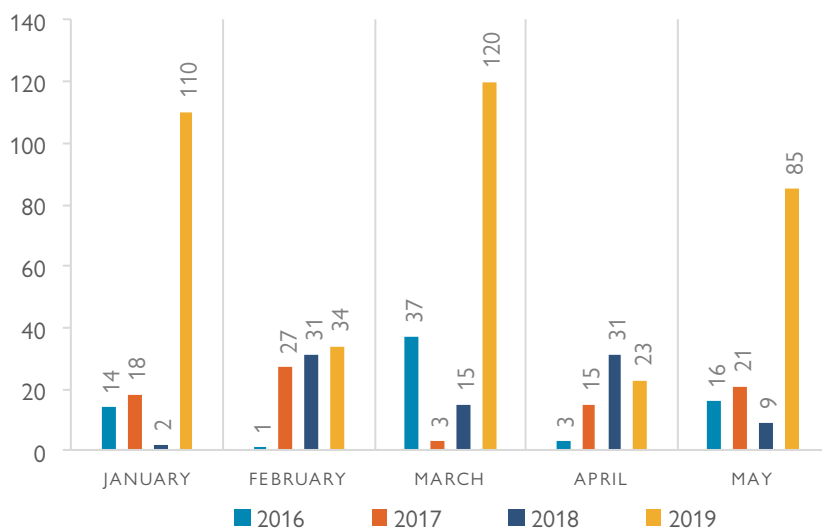
Developments during the reporting period

During this reporting period (1-31 May 2019), authorities in Kosovo (UNSCR 1244/1999) reported 85 new irregular entries to the country, four times more than the previous month when 23 were reported and nine times more than the same period last year when 9 irregular entries were reported.

There have been 372 irregular entries reported between January and May 2019. This is four times higher compared to 88 registered in the same period last year, four times higher than the 84 registered in 2017 and eleven times higher than the 34 registered in the same period of 2016. Similarly, as in previous year, most of the migrants have entered the country at the green border with Albania.

Forty-four per cent of migrants and refugees registered between January and May 2019 reported Syrian nationality. Algeria is the second most reported origin country declared by 17 per cent of individuals, followed by Iraq (10%), Palestinian Territories (9%) and Morocco (8%). In contrast, Turkish nationals made up the majority of arrivals between January and May 2018 (41%), followed by Libyan (15%), Syrian (14%), Iranian (8%) and Pakistani (7%) nationals. However, the nationality breakdown for the first two months of 2019 resembles the structure of the overall arrivals registered in 2018 as, according to the available breakdown, Syrian nationals were the most commonly reported origin country by migrants registered arriving to the country in the past year. Further on, an estimated 89 per cent of migrants and refugees reported as of May 2019 were males, 11 per cent females and 9 per cent of which were children.

Figure 51 Number of irregular migrants registered in January and May 2016 - 2019



Presence of migrants and asylum seekers

On 31 May 2019, a total of 107 asylum seekers were present in Kosovo, 6 per cent less than the 101 reported at the end of the previous month. Ninety-five per cent of individuals in the Magure reception center

are Turkish nationals followed by 3 nationals from North Macedonia, Palestine and Serbia (1 each). Out of the total number of asylum seekers currently in Kosovo (as of the end of May), 1 person entered the country irregularly (citizens of Turkey, North Macedonia and Serbia can enter Kosovo regularly).

Figure 52 Nationality breakdown of registered migrants and asylum seekers between January and May 2019

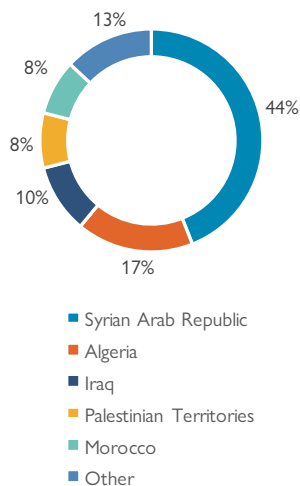


Figure 53 Nationality breakdown of registered migrants and asylum seekers between January and May 2018

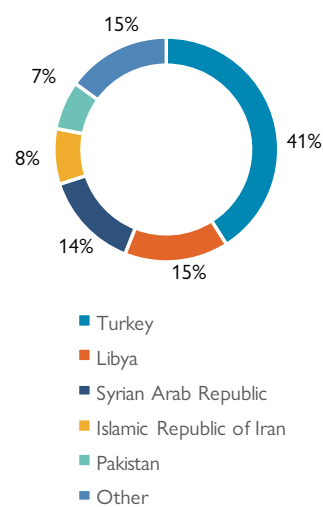
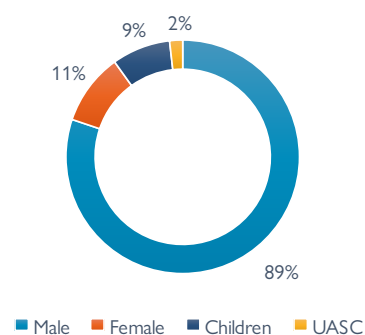


Figure 54 Age/Sex breakdown of registered migrants and asylum seekers in 2019



²⁸ This designation is without prejudice to positions on status, and is in line with UNSCR 1244/1999 and the ICJ Opinion on the Kosovo declaration of independence.

MONTENEGRO

Developments during the reporting period

During this reporting period (1 – 31 May), authorities in Montenegro registered 618 new migrants and refugees, slightly less than the 622 reported in the previous reporting period (1 – 30 April). The number of registered migrants this month is 6 per cent higher than in May 2018 (583), twenty-seven times more than the 23 registered in May 2017 and significantly higher than the 2 reported in May 2016. Arrivals this year are among the highest reported in the past four years, aligned with the increase in the movements registered in the summer months of 2018 when average of 540 were reported on a

monthly basis (compilation of yearly data is available [here](#)).

Since the beginning of the year, authorities in Montenegro registered a total of 2,710 migrants, two times more than the same period in 2018 when 1,448 were reported and eighteen times more than the same period of 2017 when 153 migrants were registered.

According to available data on prevented attempts to cross the border, a total of 149 individuals aimed to cross to Montenegro between January and May 2019, 18 per cent less than in the same period last year (181). The number of attempts in May 2019 (48) is three times higher than the 19 reported in the beginning of the year (January 2019).

With the expansion of IOM’s presence in the field, Montenegro DTM team established a new flow monitoring point in Pljevlja to track movements in the northern part of the country (between Montenegro and Bosnia and Herzegovina) at the end of the first quarter of 2019. Based on available data for May 2019, estimated 219 migrants and refugees were registered arriving in Pljevlja reception facilities. More than half, 198 individuals were previously registered in reception facilities in the south (Spuz and Podgorica), 18 per cent were returnees from the border with Bosnia and Herzegovina who did not succeed in their attempt to continue the journey and 53 individuals were first time registered migrants and refugees (counted as new arrivals in the country above).

Figure 56 Attempts to cross the border in, comparison 2018 - 2019

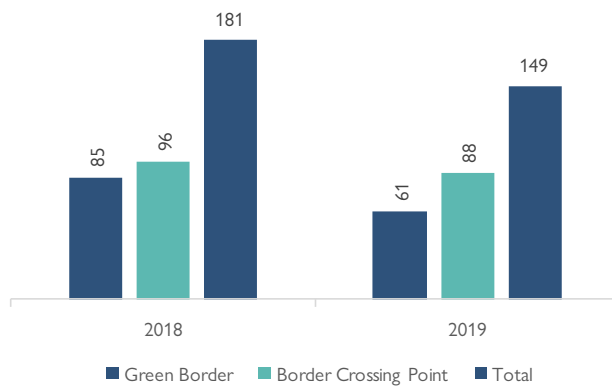
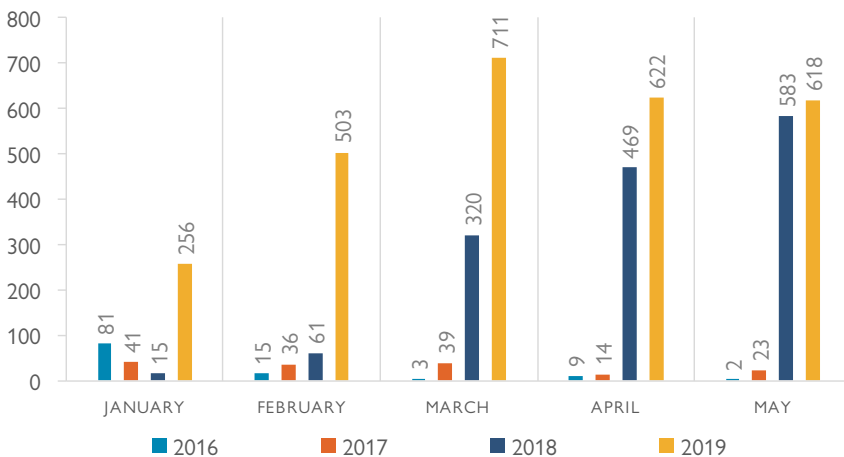


Figure 55 Arrivals to Montenegro in January-May 2016 – 2019



Thirty-seven per cent of migrants registered in Montenegro as of May 2019 were from the Syrian Arab Republic, followed by those from Iraq (18%), Morocco (14%), Algeria (12%) and Palestinian Territories (4%). When compared to data from the same period last year, Syrian nationals were also the majority reported (47%), followed by migrants from Pakistan (13%), Algeria (12%), Morocco and Iraq (7%). Further on, migrants and refugees from the Syrian Arab Republic were the first nationality group throughout 2018, a trend that continued in 2019, but is different from 2017 when arrivals to Montenegro were predominantly composed of Algerian (51%) and Moroccan (14%) nationals.

Figure 57 Nationality breakdown of registered migrants between January and May 2019

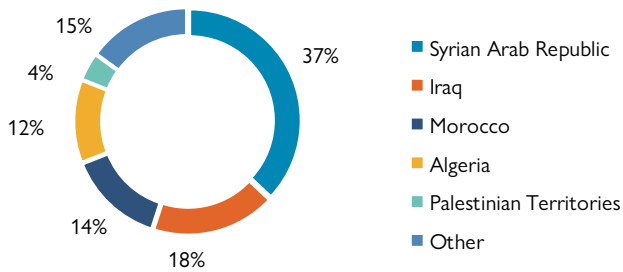
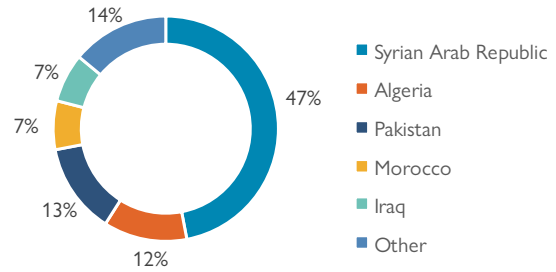


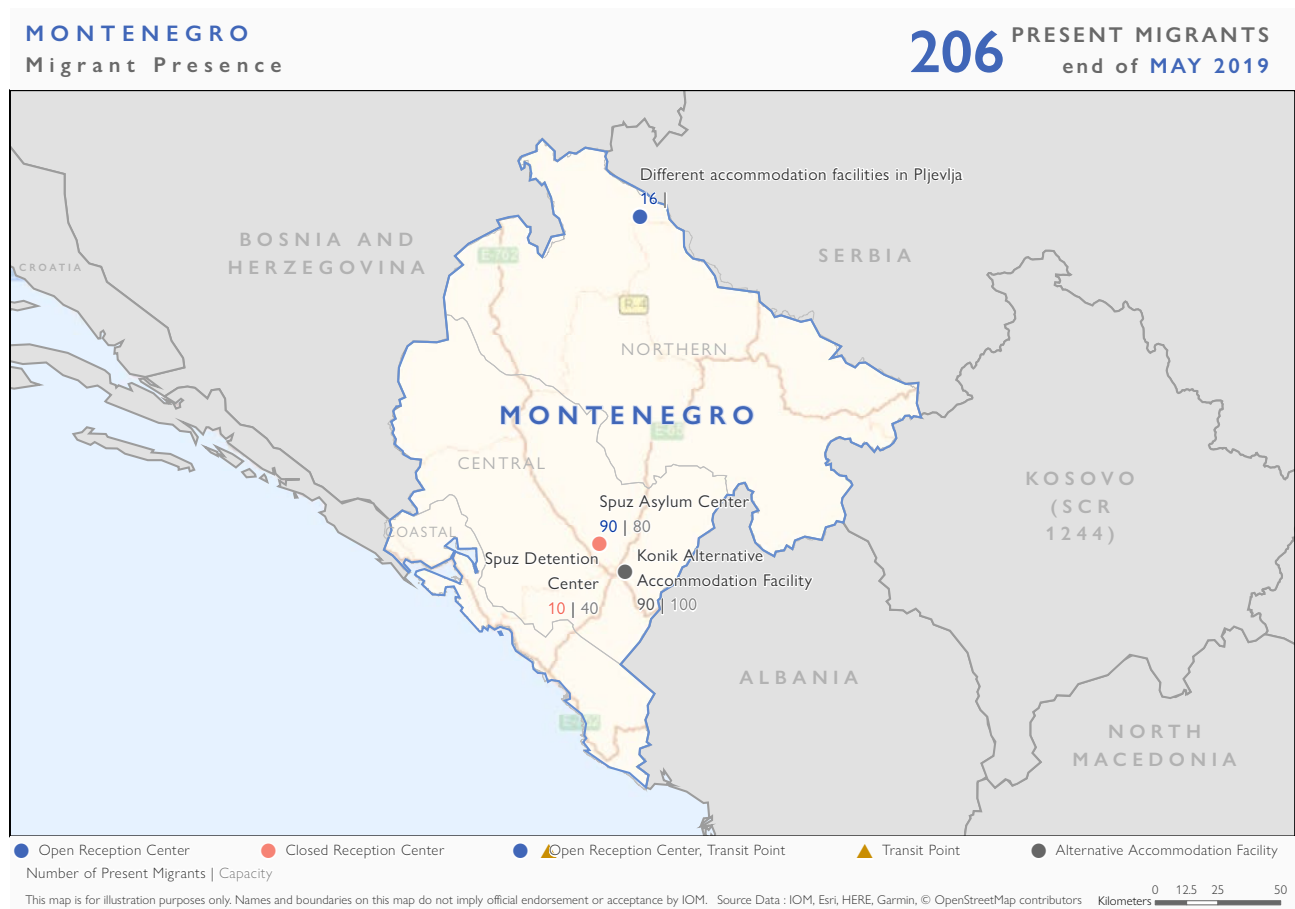
Figure 58 Nationality breakdown of registered migrants between January and May 2018



Migrant presence

At the end of May 2019, there were 206 migrants and asylum seekers accommodated in the accommodation facilities and centres around the country, a 44 per cent decrease from the 370 accommodated at the end of the previous reporting period (1 – 30 April 2019).

Map 16 Accommodation facilities in Montenegro with information on occupancy and capacity, May 2019



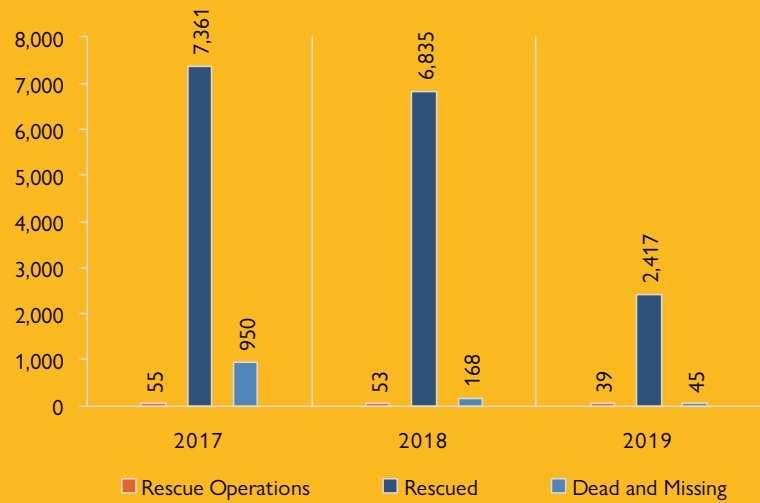
CENTRAL MEDITERRANEAN

LIBYA

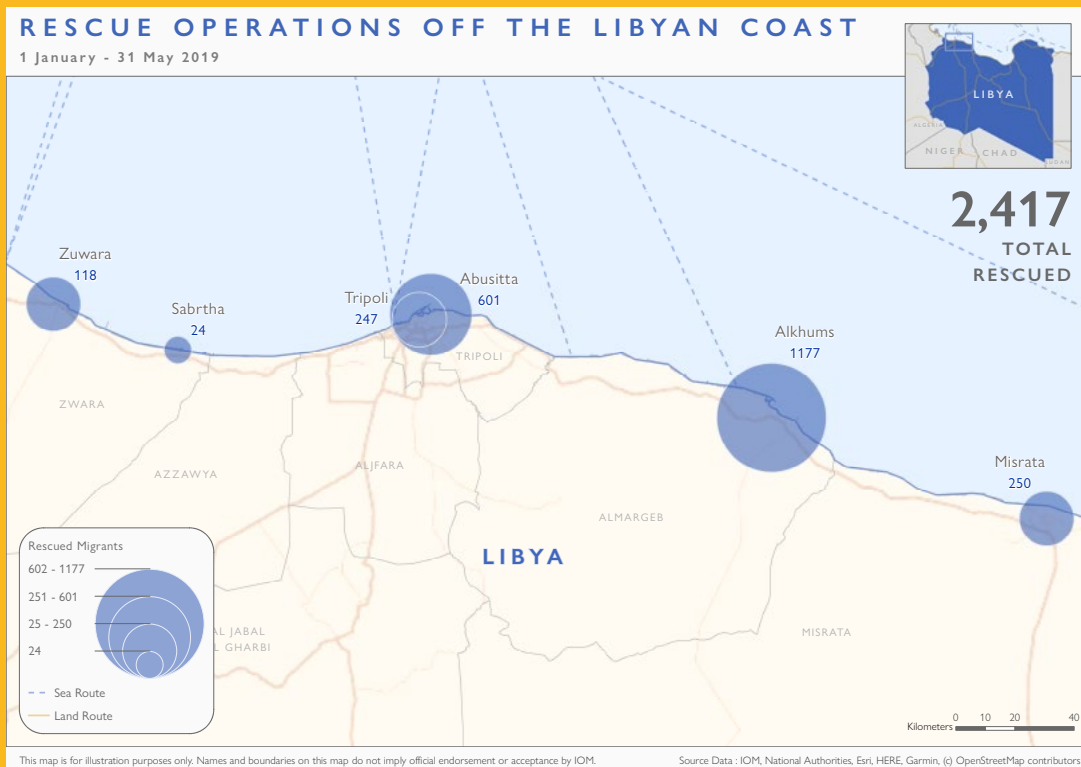
Developments during the reporting period

Between January and May 2019, the Libyan Coast Guard carried out 39 rescue operations in which they rescued 2,417 migrants and reported 45 deceased migrants (37 dead and 8 missing). Available data for 2019 indicates a 26 per cent decrease in the number of operations this year compared to the same period in 2018 when 53 operations were reported and a 29 per cent decrease when compared to 55 operations reported at the end of May 2017. The number of rescued migrants as of May 2019 (2,417) is three times less than both the 6,835 rescued in the same period last year, and the 7,361 rescued between January and May 2017. The decrease in arrivals is reflected in the decrease of rescue missions and number of dead and missing persons recorded in 2019. The number of dead and missing persons registered between January and May 2019 make up 2 per cent of the total number of rescues, is 73 per cent less than the 168 dead and missing persons reported in the same period of 2018, and is 95 per cent less than the 950 reported at the end of May 2017.

Figure 59 Rescue operations by the Libyan Coast Guard between January and May 2017 - 2019



Map 17 Rescue operations off the Libyan coast, January – May 2019



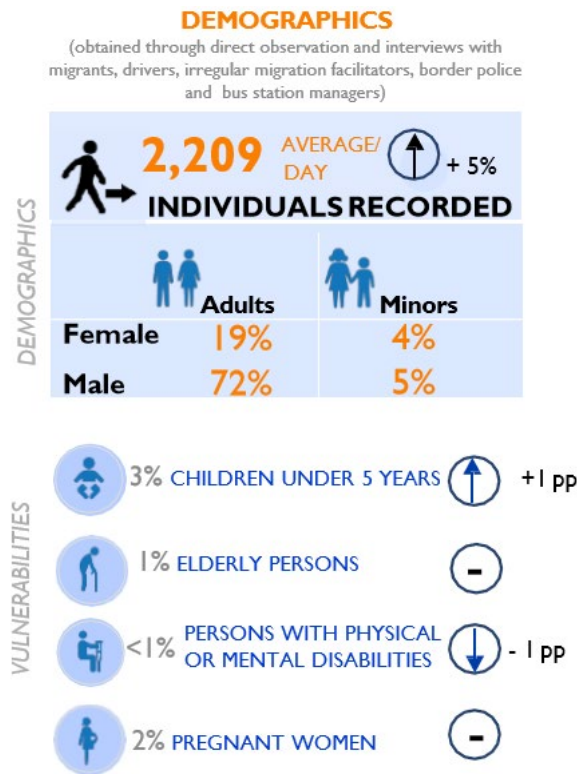
NIGER

Between 1 and 31 May 2019, a total of 68,485 individuals were observed transiting through the 7 active Flow Monitoring Points (FMPs) in Niger, an 8 per cent increase compared to 63,163 reported in the previous month. According to data collected, an average of 2,209 individuals per day were recorded passing through the active FMPs during this month. While 66 per cent of the flows were cross border, 42 per cent of these were observed between Niger and Nigeria, followed by 13 per cent with both Algeria and Libya. The main reasons cited for movement are economic migration, short term local movement, seasonal migration and tourism (in descending order).

Both incoming (22,567 persons) and outgoing (22,493 persons) represent 33 per cent of all flows. Incoming flows increased by 16 per cent from 19,456 reported in April 2019 to 22,567 in May. Similarly, an increase of (10%) is also observed in terms of outgoing flows, from 20,507 to 22,493 and internal movements (+1%) from 23,200 to 23,425 respectively.

A large proportion (34%) of internal movements were observed in May 2019. Majority of these were observed in Arlit (20%) and Dan Barto (8%). To a lesser extent, internal movements were observed at Magaria (4%) and Tahoua (2%). On a daily average, 762 individuals were leaving Niger while 756 individuals were moving internally. Read more [here](#).

Figure 60 Profile of migrants interviewed in Niger, May 2019



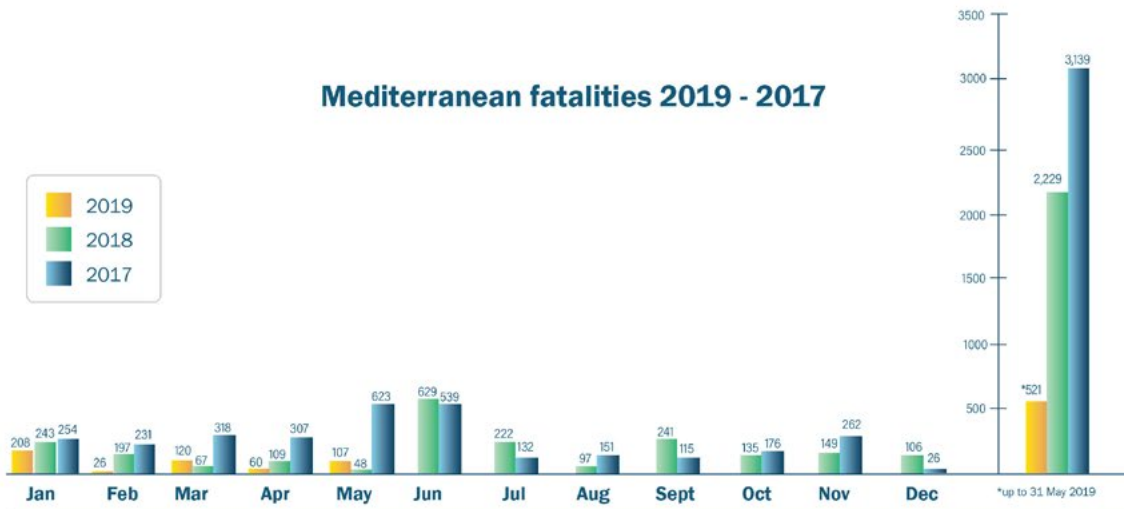
Map 18 DTM Flow Monitoring presence in Niger



MISSING MIGRANTS: FATALITIES/MISSING IN THE MEDITERRANEAN AND AEGEAN



Mediterranean fatalities 2019 - 2017



Child fatalities in the Mediterranean 2019 - 2017



*Data for child fatalities data on the Central Mediterranean route is incomplete as most bodies are never recovered. The true number is not known. Map is for illustrative purpose. Boundaries and names used and designations shown do not imply official endorsement or acceptance by IOM.

ABOUT THIS REPORT

IOM's Displacement Tracking Matrix (DTM) is a suite of tools and methodologies designed to track and analyze human mobility in different displacement contexts in a continuous manner. To gather and disseminate information about the migrant populations moving through the Mediterranean, up the Western Balkan Route and through the Northern Route into Europe, in September 2015 DTM established a Flow Monitoring System. The Flow Monitoring System includes a monthly flows compilation reports, quarterly regional overview and dataset, which provide an overview of migration flows in countries of first arrival and other countries along the route in Europe, and an analysis of trends across the region. The data on registered arrivals is collated by IOM through consultations with ministries of interior, coast guards, police forces and other relevant national authorities. Data on arrivals is displayed and regularly updated (twice a week) on the [Flow Monitoring Europe Geoportal](#).

Flow Monitoring Surveys

The DTM system also includes flow monitoring surveys to capture additional and more in-depth data on the people on the move, including age, sex, areas of origin, levels of education, key transit points on their route, motives and intentions. The questionnaire also has a module with a set of questions on vulnerabilities, exploitative practices and abuse, including two indicators on sexual and physical violence. This data has been captured by IOM field staff in Greece, the Republic of North Macedonia, Serbia, Hungary, Croatia, Italy, Montenegro, Kosovo (UNSCR 1244), Albania, Bosnia and Herzegovina, Romania, Spain, Bulgaria and Slovenia in different periods since October 2015. The analysis of data collected between 2015 and 2018 is available on the [IOM portal for Mediterranean](#).

About Displacement Tracking Matrix (DTM)

Displacement Tracking matrix is a system to track and monitor displacement and population mobility, provide critical information to decision-makers and responders during crises, and contribute to better understanding of population flows. DTM was first conceptualized in 2004 to monitor internal displacement in Iraq and has since been adapted for implementation in over 70 countries, including in contexts of conflict, natural disaster, complex emergencies and protracted crises. More information about [DTM](#) and [Methodological Framework](#) used in DTM operations can be found on the global [displacement.iom.int](#).

Mixed Migration Flows in the Mediterranean – April 2019



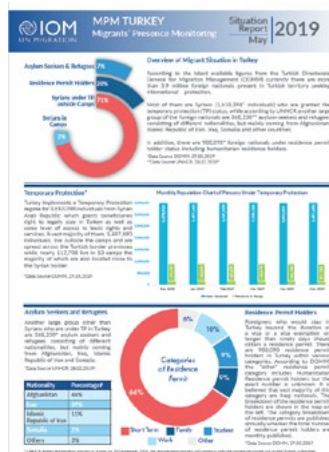
Arrivals to Europe – Q1 2019 Dataset

DTM			
Mixed Migration Flows in the Mediterranean and Beyond			
COMPILATION OF AVAILABLE DATA AND INFORMATION			
REPORTING PERIOD: 2019			
Arrivals to Europe (From 01-Jan-2018 to 31-Dec-2018)			
Country	By Sea	By Land	Total
Italy	23,370	-	23,370
Greece	52,242	17,871	70,113
Spain	58,229	6,892	65,121
Bulgaria	-	2,242	2,242
Cyprus	1,278	-	1,278
Malta	1,045	-	1,045
TOTAL	137,964	26,905	164,869

Latest stranded migrants (figure available as of 31-Dec-2018)	
Country	Total
Greece**	40,040
Italy**	155,656
Bulgaria**	490
The former Yugoslav republics of Macedonia	20
Serbia	4,617
Croatia	126
Slovenia**	246
Hungary**	137
Cyprus**	246
Malta**	187
Bosnia and Herzegovina***	4,291

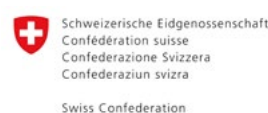
** Data as of 28 December 2018
 *** Data as of 5 December 2018
 **** Data is available only for the end of December 2018.

Turkey – Migrant Presence Monitoring – Situation Report (May 2019)



Information contained in this document has been received from a variety of sources including: national authorities, national and international organizations as well as media reports. Specific sources are not named in the report. The information collected has been triangulated through various sources in efforts to ensure accuracy of the content, and where information has not been confirmed, this has been noted in the report.

Data collection activities in Turkey supported by:



Data collection activities supported by:

